



# INDIANA STATE 21 FOOTBALL 22



## THE RUNDOWN

<b>RECORD</b>	<b>OVERALL:</b>	<b>2-2</b>
	MISSOURI VALLEY FOOTBALL	0-1
	NON-CONFERENCE	2-1
	HOME	1-1
	AWAY	1-1

## THE SCHEDULE

Date	Opponent	Time
Aug. 28	Eastern Illinois	W, 26-21
Sept. 11	at Northwestern	L, 24-6
Sept. 18	at Eastern Kentucky	W, 23-21
Sept. 25	South Dakota State*	L, 44-0
<b>Oct. 2</b>	<b>at South Dakota*</b>	<b>3 p.m.</b>
Oct. 9	Western Illinois*	1 p.m.
Oct. 16	at Missouri State*	3 p.m.
Oct. 23	Youngstown State*	1 p.m.
Oct. 30	at North Dakota State*	3:30 p.m.
Nov. 13	Southern Illinois*	1 p.m.
Nov. 20	at Illinois State*	1 p.m.

\*Missouri Valley Football Opponent // All times Eastern

## TUNE IN

<b>VIDEO:</b>	<b>ESPN3</b>
PXP:	Adam Seidel
Analyst:	Don Patterson
Sideline:	Kelly Burke
<b>RADIO:</b>	<b>105.5 The Legend</b>
PXP:	Luke Martin
Analyst:	Trent Miles

## MEDIA RELATIONS

### Seth Montgomery

Associate A.D. for Communications/Digital Media  
Phone: (843) 259-4434  
Email: Seth.Montgomery@indstate.edu

### South Dakota Contact: Bryan Boettcher

Assistant A.D./Communications  
Phone: (605) 658-5544  
Email: Bryan.Boettcher@usd.edu

## TABLE OF CONTENTS

Media Information	2
Numerical Roster	3
Alphabetical Roster	4
Depth Chart	5
Missouri Valley Football Information	6
South Dakota State Information	7
Last Week's Recap	8
Offensive Notes	9-12
Defensive Notes	13-16
Special Teams Notes	17-18
Curt Mallory/Coaches	19-20
2021 Season Review	21
Statistics/Records	22-38

## GAME 5 | SOUTH DAKOTA STATE

OCTOBER 2, 2021 \* VERMILLION, S.D. \* 3 P.M. ET \* ESPN3



### Indiana State

MISSOURI VALLEY FOOTBALL

**2021 Record:** 2-2/0-1  
**Head Coach:** Curt Mallory  
**Career:** 14-24 (5th)  
**ISU:** Same



### QUICK HITS

13.8	Points/Game	29.8
27.5	Points Allowed/Game	17.3
93.3	Rush Yards/Game	201.5
160.0	Rush Yards Allowed/Game	110.5
146.5	Pass Yards/Game	203.3
204.3	Pass Yards Allowed/Game	208.8
239.8	Total Offense/Game	404.8



### South Dakota

MISSOURI VALLEY FOOTBALL

**2021 Record:** 2-2/0-1  
**Head Coach:** Bob Nielson  
**Career:** 210-111-1 (29th)  
**USD:** 24-31 (6th)

## TOP STATISTICAL LEADERS

#5 Anthony Thompson <i>45-of-78, 380 yards, 2 TD, 2 INT</i>	<b>PASSING</b>	#18 Carson Camp <i>54-of-95, 768 yards, 4 TD, 2 INT</i>
#9 Peterson Kerlegrand <i>61 carries, 204 yards, 1 TD</i>	<b>RUSHING</b>	#5 Travis Theis <i>38 carries, 192 yards, 4 TD</i>
#6 Rontrez Morgan <i>22 catches, 173 yards</i>	<b>RECEIVING</b>	#14 Carter Bell <i>16 catches, 271 yards, 1 TD</i>
#1 Michael Thomas <i>31 tackles, 2 INT, 2 PBUs</i>	<b>DEFENSE</b>	#39 Jack Cochrane <i>37 tackles, 4.5 TFL, 2 PBUs</i>

## AT A GLANCE

### KEY STORYLINES

#### >>BACK ON THE ROAD

Indiana State opens the road portion of the 2021 Missouri Valley Football Conference schedule this weekend as the Sycamores make the trek to Vermillion, S.D. for their second conference game of the season. ISU is currently 1-1 overall in road games on the year with a loss to Northwestern and a last-second win over Eastern Kentucky.

#### >>BOUNCING BACK

Indiana State opened up the season with alternating wins and losses to start the 2021 year with a 2-2 record. The Sycamores will look to bounce back and pick up their first conference win of the season with another top team in the South Dakota Coyotes.

#### >>TOUGH CONFERENCE

The Missouri Valley Football Conference traditionally has dominated the FCS landscape and this season is no exception. The MVFC featured three teams in the top-10 in both major polls last weekend, while seven different teams overall were listed in either the top-25 or receiving votes heading into the start of conference play.

### SERIES INFORMATION

Overall:	Seventh Meeting (USD leads 4-2)
Terre Haute:	Three Games (INS leads 2-1)
Vermillion:	Fourth Meeting (USD leads 3-0)
Neutral:	N/A
First Meeting:	Oct. 27, 2012 (USD W, 45-14)
Last Meeting:	Oct. 5, 2019 (USD L, 38-0)
Postseason:	N/A
Streak:	South Dakota won last game

### The Venue

Stadium:	DakotaDome
Capacity:	9,100
Surface:	AstroTurf Pure Grass



# 2021 INDIANA STATE FOOTBALL INDIANA STATE WEEKLY SCHEDULE

GAME 5 | AT SOUTH DAKOTA

27 MON	28 TUES	29 WED	30 THU	1 FRI	2 SAT	3 SUN
Coach Mallory Press Conference 10 a.m.	Practice - 10 a.m. Memorial Stadium	Practice - 10 a.m. Memorial Stadium	Practice - 9:30 a.m. North Gym	Practice - 11:45 a.m. Memorial Stadium	<b>GAME DAY at South Dakota - 3 P.M. ET Vermillion, S.D. DakotaDome ESPN3</b>	Off Day  No Media Availability
Coach Mallory Radio Show 6 p.m.		Press Conference Noon				

## THE BASICS

Location (Founded).....	Terre Haute, Ind. (1865)
Address.....	401 North 4th Street, ISU Arena Suite 110, Terre Haute, IN 47809
Conference.....	Missouri Valley Football Conference
Affiliation.....	NCAA Division I (FCS)
Enrollment.....	10,830
Colors.....	Royal Blue and White
Nickname.....	Sycamores
Mascot.....	"Sycamore Sam"
Band.....	"Marching Sycamores"
President.....	Dr. Deborah J. Curtis
Faculty Representative.....	Rusty Gonser
Director of Athletics.....	Sherard Clinkscapes
Sr. Associate A.D./Business & SWA.....	Angie Lansing
Sr. Assistant A.D.....	John Sherman
Associate A.D./Compliance.....	Joel McMullen
Associate A.D./Communications & Digital Content.....	Seth Montgomery
Assistant A.D./Facilities & Operations.....	Dennis Darke
Assistant A.D./Sycamore Fund Development Director.....	Danny Plasencia
Assistant Director/Business Operations.....	Michelle Sorrell
Marketing Coordinator.....	Christina Lee
Athletic Department Phone.....	812-237-4040
Athletic Department Fax.....	812-237-4041
Ticket Office Phone.....	877-478-8497

## FACILITY INFORMATION

Facility.....	Memorial Stadium
Capacity.....	12,764
Surface.....	Field Turf
Record at Memorial Stadium.....	157-146-1

## HISTORY

First Year of Football.....	1896
All-Time Record.....	398-541-23
All-Time Missouri Valley Football Record.....	37-48
Conference Championships.....	0
Playoff Appearances.....	3 (Last in 2014)

## TEAM INFORMATION

2019 Overall Record.....	5-7
Home/Away.....	4-3/1-4
MVFC Conference/Finish.....	3-5/7th
Home/Away.....	2-2/1-3
Basic Offense Set.....	Pro Style
Basic Defense Set.....	4-3

## COACHING STAFF

Head Coach.....	Curt Mallory
Assistant Head Coach/Defensive Line.....	Mark Smith
Offensive Coordinator/Offensive Line.....	Michael Switzer
Defensive Coordinator.....	Brad Wilson
Pass Game Coordinator/Quarterbacks.....	Jeff Kastl
Recruiting Coordinator/Tight Ends.....	Tyler Funk
Special Teams Coordinator.....	Ryan Stokes
Running Backs.....	Aaron Young
Linebackers.....	Desmond Morgan
Defensive Backs.....	David Stuckman
Wide Receivers.....	Collin Coffey
Video Coordinator.....	Dillon Weithman
Director of Operations.....	Adam Dennison

## MEDIA AVAILABILITY AND POLICY

### WEEKLY GAME NOTES

Thank you for your coverage of ISU Football for the 2021 season. These game notes have been designed to provide local, regional and national media with useful information about the ISU football program, specific to this week's game. Additional information on ISU's history and tradition, along with much more in-depth team information can be found at [GoSycamores.com](http://GoSycamores.com). Should you need additional information such as photographs, video or additional information, please contact the ISU Athletic Communications office at (843) 259-4434.

### GO SYCAMORES.COM

Please visit [GoSycamores.com](http://GoSycamores.com) for press releases, updated player and coach bios, statistics, game notes, and schedules.

### MARCH ON APP

Indiana State Athletics has partnered with From Now On, a leader in mobile fan apps for college athletics teams, to launch the March On App which is available now for free in the Apple App Store and Google Play. The March On App will provide fans a one-stop-shop location for fans to experience gameday, featuring multimedia content, schedules, live stats, team information and fan guides.

### PRACTICES AND MEDIA AVAILABILITY

Members of the media will be invited to conduct interviews before and at the conclusion of practice. Please give at least 24 hours notice with special requests. (PLEASE NOTE THE CALENDAR ABOVE FOR PRACTICE TIMES AND MEDIA AVAILABILITY FOR THE WEEK.)

### ATHLETIC STAFF INTERVIEWS

Interview requests for Director of Athletics Sherard Clinkscapes or any other member of the athletic administration should be directed to Associate A.D. for Communications/Digital Content Seth Montgomery. Montgomery can be contacted at [Seth.Montgomery@indstate.edu](mailto:Seth.Montgomery@indstate.edu) or at (843) 259-4434.

### SOCIAL MEDIA

Football Twitter: @IndStFB  
 ISU Athletics Twitter: @IndStAthletics  
 Instagram: @IndStFB  
 Facebook: @SycamoreFootball  
 YouTube: @IndStAthletics

### POSTGAME MEDIA AVAILABILITY

Postgame interviews will be conducted via Zoom. Coach Curt Mallory and select players will be available following the NCAA mandatory cooling off period. A link will be provided on game day.

### POLICY REMINDERS

Other than during the recognized interview time at practice sessions, press conferences and other organized media availability, interviews and information inquiries must be initiated and arranged through the Athletic Communications office prior to being conducted. Media members should not contact directly ISU players, coaches, support staff or other athletic department personnel for any reason. Some players may not be available at every practice depending on circumstances such as classes, exams or other obligations.

### MASK POLICIES

Indiana State athletics will require all media within the press box to wear a mask on game days. Media members will also need to show proof of vaccine prior to stepping onto the playing surface. All members who do not have a vaccination card will be required to shoot from the stands.

# 2021 INDIANA STATE FOOTBALL

## NUMERICAL ROSTER

No.	Name	Pos.	Ht.	Wt.	Cl.	Hometown/(Previous School)
0	Michael Hauptert	QB	5-11	185	R-Sr.	Fort Wayne, Ind. / Snider
1	Michael Thomas	DB	6-2	210	R-Jr.	Corona, Calif. / Norco
2	Gunnar See	QB	6-6	225	R-Sr.	Jefferson City, Mo. / Jefferson City
2	Dwayne Thompson II	DB	6-1	195	Jr.	Farmington Hills, Mich. / West Bloomfield
3	Mekhi Ware	DB	6-1	200	R-Jr.	Inglewood, Calif. / Culver City
4	Hunter Lunsford	DB	6-1	215	R-Sr.	Elk Grove, Calif. / (Columbia)
4	Rontrez Morgan	WR	5-11	175	Sr.	Jacksonville, Fla. / Oakleaf
5	CJ Rutherford	DB	6-1	195	R-Sr.	Chicago, Ill. / Lindblom Academy
5	Anthony Thompson	QB	6-1	210	R-Sr.	Chicago, Ill. / (Northern Illinois)
6	Kris Reid Jr.	DL	6-2	245	R-Jr.	Chicago, Ill. / St. Joseph Westchester
6	Harry Van Dyne	WR	6-5	210	R-Jr.	Overland Park, Kan. / (Minnesota)
7	Zach Larkin	TE	6-5	250	R-Sr.	Hamilton, Ohio / Badin
8	Dante Hendrix	WR	6-3	205	R-Jr.	Florence, Ky. / Randall K. Cooper
8	Alan Selzer	K	6-4	185	R-Sr.	Dallas, Texas / (Michigan)
9	Peterson Kerlegrand	RB	5-9	195	Sr.	Fort Wayne, Ind. / Concordia Lutheran
9	Heath Stephen II	LB	6-2	225	Jr.	Vauxhall, N.J. / (Monroe College)
10	JP Osafo	DB	6-0	185	So.	Chesterton, Ind. / (Franklin College)
11	Tanner Klein	WR	6-0	195	R-Fr.	Champaign, Ill. / Byron
11	Kaelub Newman	DB	6-1	200	R-Sr.	Oswego, Ill. / (College of Dupage)
12	JJ Henderson	DB	5-11	180	Gr.	Tampa, Fla. / (Stetson)
12	Michael Vazquez	WR	6-0	210	Fr.	Carol Stream, Ill. / Glenbard North
13	Inoke Moala	DL	6-4	250	R-Sr.	Mishawaka, Ind. / Penn
13	Bailen Murphy	WR	6-3	190	Fr.	Bloomington, Ind. / Bloomington North
14	Kaleal Davis	DB	6-1	190	Fr.	Newport, Ky. / Newport
15	Daijon Collins	WR	5-9	180	R-Sr.	Indianapolis, Ind. / Cathedral
15	Cornelius Doe	DB	5-11	175	Jr.	Deerfield Beach, Fla. / (Florida Tech)
16	Cade Chambers	QB	6-4	205	Fr.	Maryville, Tenn. / Maryville
16	Travis Reiner	P/DB	6-2	205	R-Sr.	Canyon Country, Calif. / (College of the Canyons)
17	Matthew Griffin	DB	6-3	210	R-Fr.	Toledo, Ohio / Central Catholic
17	Kurtis Wilderman	QB	6-0	230	R-Jr.	Wadesville, Ind. / Mater Dei
18	Ethan Cain	QB	6-0	210	Fr.	Elkhart, Ind. / Concord
18	Cade Peratt	DL	6-3	245	Sr.	Arvada, Colo. / Ralston Valley
19	Kai Ilela	QB	6-2	200	Fr.	Aurora, Colo. / Overland
19	Omar Jackson	DB	5-10	185	R-Fr.	Fort Wayne, Ind. / South Side
20	Johnathan Edwards	DB	6-1	195	Fr.	St. Louis, Mo. / Parkway North
20	Jace Russell	WR	5-10	175	Fr.	Terre Haute, Ind. / Terre Haute North
21	Ryan Phillips	LS	6-2	210	Fr.	Gallatin, Tenn. / Gallatin
21	Matae Thomas	TE	6-5	250	R-Sr.	Corona, Calif. / Norco
22	Dawson Basinger	RB	5-10	195	R-Fr.	Terre Haute, Ind. / North Central
23	Ray Vollmer	DB	6-2	185	Fr.	Fort Wayne, Ind. / Carroll
24	Korbin Allen	RB	5-10	190	Fr.	Brazil, Ind. / Northview
24	Nehemiah Montague	DB	6-2	200	R-Sr.	New Hope, Minn. / Minnetonka
25	Teely Rhyne	DB	6-2	190	R-Fr.	Gary, Ind. / (The Taft School)
25	Matt Sora	RB	5-11	220	R-Sr.	Mason, Ohio / William Mason
26	David Whittemore	LB	6-2	235	R-Fr.	Indianapolis, Ind. / Bishop Chatard
27	Justin Dinka	RB	5-11	180	R-Fr.	Flower Mound, Texas / (San Diego St.)
27	Joey Shew	LB	6-2	210	Fr.	Clinton, Ind. / South Vermillion
28	Rylan Cole	DB	6-0	190	Fr.	McCordsville, Ind. / Mt. Vernon
29	Phazione McClurge	WR	6-2	190	Fr.	Chicago, Ill. / (Cornell)
29	John Moore	LB	6-1	220	Fr.	Wheaton, Ill. / St. Francis
30	Kyle Franklin	RB	5-8	180	Fr.	Elmhurst, Ill. / Immaculate Conception Catholic Prep
30	Michael Griffin	DB	6-2	210	R-Fr.	Toledo, Ohio / Central Catholic
31	Derrick McLaughlin	RB	6-0	210	Fr.	Gurnee, Ill. / Warren Township
32	Ty Hambright	DB	6-0	195	R-Sr.	Fort Wayne, Ind. / Bishop Luers
33	Omarion Dixon	RB	6-1	220	Fr.	Lafayette, Ind. / Harrison
33	Jalen Moss	DB	6-0	195	Sr.	Fishers, Ind. / (St. Francis [Ind.])
34	Kelvin Broome Jr.	LB	6-1	235	R-Sr.	Lakeland, Fla. / Lakeland Senior

### COACHING STAFF LOCATIONS

#### Sidelines

Head Coach .....	Curt Mallory
Assistant Head Coach/Defensive Line .....	Mark Smith
Offensive Coordinator/Offensive Line .....	Michael Switzer
Defensive Coordinator .....	Brad Wilson
Special Teams Coordinator .....	Ryan Stokes
Running Backs .....	Aaron Young
Wide Receivers .....	Collin Coffey

#### Press Box

Pass Game Coordinator/Quarterbacks .....	Jeff Kastl
Recruiting Coordinator/Tight Ends .....	Tyler Funk
Linebackers .....	Desmond Morgan
Defensive Backs .....	David Stuckman

# GAME 5 | AT SOUTH DAKOTA

No.	Name	Pos.	Ht.	Wt.	Cl.	Hometown/(Previous School)
34	Brayden Johnson	P	6-3	190	R-Fr.	Warsaw, Ind. / (Ball State)
35	Dayveon Higgs	LB	6-0	225	Jr.	Louisville, Ky. / Louisville Male
36	Ethan Hoover	DB	5-11	210	R-Fr.	Fort Wayne, Ind. / Snider
37	Johnny May	LB	6-0	225	R-Sr.	Fishers, Ind. / Hamilton Southeastern
38	Maddix Blackwell	DB	5-10	175	Fr.	Bloomington, Ind. / Bloomington South
39	Geoffrey Brown	LB	6-1	230	Fr.	Fishers, Ind. / Fishers
40	Tyrone Griffin	LB	6-3	225	R-Fr.	Brownsburg, Ind. / Brownsburg
41	Blake Surface	LB	6-2	200	Fr.	Middletown, Ind. / Shenandoah
42	Jarin Johnson	LB	6-3	225	Fr.	Arlington, Texas / Bowie
43	Matt Thompson	LB	6-0	210	R-Sr.	Merrillville, Ind. / (Saint Joseph's Coll.)
44	Tyce Ferrell	TE	6-4	225	Fr.	Avon, Ind. / Avon
45	Wyatt Harwood	RB/LS	6-1	205	R-Sr.	Vail, Colo. / Battle Mountain
46	TJ Simpson	DL	6-3	240	R-Sr.	Tampa, Fla. / (Dartmouth College)
47	Ike Branson	DL	6-1	245	R-Sr.	South Bend, Ind. / (UTSA / Phoenix Coll.)
48	Anthony Beacom	P	5-10	200	Fr.	Roselle, Ill. / (Northern Illinois)
49	Aaron Young	LS	6-0	220	R-Jr.	Greenfield, Ind. / Greenfield Central
51	Chase Havlin	DL	6-2	240	R-Fr.	Martinsville, Ind. / Martinsville
53	Adeeb Jaouni	OL	6-4	295	R-Jr.	Chino Hills, Calif. / (Dixie State)
54	Kaleb Brewer	DL	6-5	260	R-Sr.	Bloomington, Ind. / Bloomington North
55	Isaiah Edwards	OL	6-7	340	R-Sr.	Katy, Texas / (Independence CC)
57	Jack Sherman	DL	6-0	295	R-Fr.	Terre Haute, Ind. / Terre Haute North
58	Tyler Miller	DL	5-10	270	R-Fr.	Indianapolis, Ind. / Brebeuf Jesuit Prep
59	Garrett Hickman	OL	6-1	300	R-Fr.	Bloomington, Ind. / Bloomington South
63	Loic Amaouzouvi	OL	6-2	290	Fr.	Indianapolis, Ind. / Pike
65	Griffin Comer	OL	6-2	305	Fr.	Terre Haute, Ind. / Terre Haute South
66	Alex Kirton	OL	6-1	310	So.	West Des Moines, Iowa / (Iowa Western CC)
67	Jose Vazquez IV	OL	6-3	335	R-Sr.	Carol Stream, Ill. / Glenbard North
68	Jalen Booth	OL	6-4	375	R-Sr.	San Diego, Calif. / (Azusa Pacific)
71	Alvin Clemons	OL	6-2	310	R-Sr.	Detroit, Mich. / Cass Tech
72	Keagan Trost	OL	6-6	310	R-Fr.	Kankakee, Ill. / (Morgan State)
73	Carter Herrin	OL	6-7	315	R-Sr.	Terre Haute, Ind. / Terre Haute South
74	Josh Weichel	OL	6-6	305	R-Jr.	Niles, Ill. / (College of DuPage)
75	Jackson Byrne	OL	6-2	310	R-Jr.	New Albany, Ind. / West Washington
76	Spencer Schneider	OL	6-5	285	Fr.	Noblesville, Ind. / Guerin Catholic
77	Tate Parker	OL	6-5	280	Fr.	Toledo, Ohio / Whitmer
78	Joel Stevens	OL	6-8	305	R-Fr.	Lee's Summit, Mo. / Lee's Summit North
79	Frederik Fabricius	OL	6-6	305	R-Jr.	LaPorte, Ind. / La Lumiere
80	Henry Woodcock	TE	6-3	235	R-Sr.	Avon, Ind. / Cardinal Ritter
81	James Mallory	WR	6-1	180	Fr.	Terre Haute, Ind. / Terre Haute South
82	Jared Kistler	WR	6-3	210	Fr.	Fort Wayne, Ind. / Homestead
83	Dakota Caton	WR	5-10	185	Jr.	Sullivan, Ind. / Sullivan
84	Noah Ellison	WR	6-1	195	R-Jr.	Louisville, Ky. / (Purdue)
85	Ethan Chambers	WR	6-1	185	Fr.	Fort Wayne, Ind. / Homestead
86	Jack Schmitz	TE	6-4	230	R-Fr.	Homewood, Ill. / Homewood-Flossmoor
87	Lance Reetz	TE	6-4	235	Fr.	Marshall, Ill. / Marshall
88	Malachi Qualls	WR	6-1	195	Fr.	Fishers, Ind. / Anderson
89	DeAndre Rhodes	WR	6-3	185	Fr.	Fishers, Ind. / Hamilton Southeastern
90	Dylan Haller	DL	6-4	260	R-Sr.	Centerville, Ohio / Centerville
91	Bryce Love	DL	6-2	250	R-Sr.	Tampa, Fla. / Plant
92	Henrik Barndt	DL	6-5	285	R-Jr.	Arvada, Colo. / Ralston Valley
93	Lucas Hunter	DL	6-2	290	So.	Indianapolis, Ind. / Center Grove
94	Kenny Butler III	DL	6-2	280	Fr.	Evansville, Ind. / Castle
95	Gavin Dineen	DL	6-2	295	Gr.	Algonquin, Ill. / (Drake)
95	Connor Tierney	K	5-11	180	R-Fr.	DeKalb, Ill. / DeKalb
96	Trace Mitchell	DL	6-3	285	Fr.	Winchester, Ky. / George Rogers Clark
97	Jordan Lawrence	DL	6-3	250	R-Fr.	Bloomington, Ill. / Normal Community
98	Casey Miller	DL	6-3	260	R-Fr.	Mason, Ohio / William Mason
99	Alton Nobles	DL	6-3	280	Sr.	Rocky Mount, N.C. / (Monroe College)

### PRONUNCIATION GUIDE

#1 Michael Hauptert - Michael Hop-ert
#3 Mekhi Ware - Muh-Kie Ware
#4 Rontrez Morgan - Ron-Trez Morgan
#9 Peterson Kerlegrand - Peterson Kerr-le-grand
#10 JP Osafo - JP Oh-Saf-o
#11 Kaelub Newman - Caleb Newman
#13 Inoke Moala - In-no-kay Moe-ah-lah
#19 Kai Ilela - Kye Eye-lay-lah
#21 Matae Thomas - Muh-Tay Thomas
#24 Nehemiah Montague - Mon-tah-ghew
#29 Phazione McClurge - Fay-zhon Muh-Clurgg
#44 Tyce Farrell - Tice Ferrell
#53 Adeeb Jaouni - Uh-Deeb Jow-knee
#63 Loic Amaouzouvi - Loiy-ke Ah-mah-zoo-vee
#74 Josh Weichel - Josh Why-Kull
#79 Frederick Fabricius - Frederick Fah-bree-cious
#83 Dakota Caton - Dakota Kay-ton
#88 Malachi Qualls - Mal-luh-kye Qualls
#95 Gavin Dineen - Gavin Din-neen

### COACHES

Pass Game Coordinator/Quarterbacks	Jeff Kastl - Jeff Castle
Wide Receivers Coach	Collin Coffey - Collin Koh-fer

# 2021 INDIANA STATE FOOTBALL

## ALPHABETICAL ROSTER

No.	Name	Pos.	Ht.	Wt.	Cl.	Hometown/(Previous School)
24	Korbin Allen	RB	5-10	190	Fr.	Brazil, Ind. / Northview
63	Loic Amouzouvi	OL	6-2	290	Fr.	Indianapolis, Ind. / Pike
92	Henrik Barndt	DL	6-5	285	R-Jr.	Arvada, Colo. / Ralston Valley
22	Dawson Basinger	RB	5-10	195	R-Fr.	Terre Haute, Ind. / North Central
48	Anthony Beacom	P	5-10	200	Fr.	Roselle, Ill. / (Northern Illinois)
38	Maddix Blackwell	DB	5-10	175	Fr.	Bloomington, Ind. / Bloomington South
68	Jalen Booth	OL	6-4	375	R-Sr.	San Diego, Calif. / (Azusa Pacific)
47	Ike Branson	DL	6-1	245	R-So.	South Bend, Ind. / (UTSA / Phoenix Coll.)
54	Kaleb Brewer	DL	6-5	260	R-Sr.	Bloomington, Ind. / Bloomington North
34	Kelvin Broome Jr.	LB	6-1	235	R-Sr.	Lakeland, Fla. / Lakeland Senior
39	Geoffrey Brown	LB	6-1	230	Fr.	Fishers, Ind. / Fishers
94	Kenny Butler III	DL	6-2	280	Fr.	Evansville, Ind. / Castle
75	Jackson Byrne	OL	6-2	310	R-Jr.	New Albany, Ind. / West Washington
18	Ethan Cain	QB	6-0	210	Fr.	Elkhart, Ind. / Concord
83	Dakota Caton	WR	5-10	185	Jr.	Sullivan, Ind. / Sullivan
16	Cade Chambers	QB	6-4	205	Fr.	Maryville, Tenn. / Maryville
85	Ethan Chambers	WR	6-1	185	Fr.	Fort Wayne, Ind. / Homestead
71	Alvin Clemons	OL	6-2	310	R-Sr.	Detroit, Mich. / Cass Tech
28	Rylan Cole	DB	6-0	190	Fr.	McCordsville, Ind. / Mt. Vernon
15	Daijon Collins	WR	5-9	180	R-So.	Indianapolis, Ind. / Cathedral
65	Griffin Comer	OL	6-2	305	Fr.	Terre Haute, Ind. / Terre Haute Sout
14	Kaleal Davis	DB	6-1	190	Fr.	Newport, Ky. / Newport
95	Gavin Dineen	DL	6-2	295	Gr.	Algonquin, Ill. / (Drake)
27	Justin Dinka	RB	5-11	180	R-Fr.	Flower Mound, Texas / (San Diego St.)
33	Omarion Dixon	RB	6-1	220	Fr.	Lafayette, Ind. / Harrison HS
15	Cornelius Doe	DB	5-11	175	Jr.	Deerfield Beach, Fla. / (Florida Tech)
20	Johnathan Edwards	DB	6-1	195	Fr.	St. Louis, Mo. / Parkway North
55	Isaiah Edwards	OL	6-7	340	R-Sr.	Katy, Texas / (Independence CC)
84	Noah Ellison	WR	6-1	195	R-Jr.	Louisville, Ky. / (Purdue)
79	Frederik Fabricius	OL	6-6	305	R-Jr.	LaPorte, Ind. / La Lumiere
44	Tyce Ferrell	TE	6-4	225	Fr.	Avon, Ind. / Avon
30	Kyle Franklin	RB	5-8	180	Fr.	Elmhurst, Ill. / Immaculate Conception Catholic Prep
17	Matthew Griffin	DB	6-3	210	R-Fr.	Toledo, Ohio / Central Catholic
30	Michael Griffin	DB	6-2	210	R-Fr.	Toledo, Ohio / Central Catholic
40	Tyrone Griffin	LB	6-3	225	R-Fr.	Brownsville, Ind. / Brownsville
90	Dylan Haller	DL	6-4	260	R-So.	Centerville, Ohio / Centerville
32	Ty Hambright	DB	6-0	195	R-So.	Fort Wayne, Ind. / Bishop Luers
45	Wyatt Harwood	RB/LS	6-1	205	R-Sr.	Vail, Colo. / Battle Mountain
0	Michael Hauptert	QB	5-11	185	R-So.	Fort Wayne, Ind. / Snider
51	Chase Havlin	DL	6-2	240	R-Fr.	Martinsville, Ind. / Martinsville
12	JJ Henderson	DB	5-11	180	Gr.	Tampa, Fla. / (Stetson)
8	Dante Hendrix	WR	6-3	205	R-Jr.	Florence, Ky. / Randall K. Cooper
73	Carter Herrin	OL	6-7	315	R-So.	Terre Haute, Ind. / Terre Haute South
59	Garrett Hickman	OL	6-1	300	R-Fr.	Bloomington, Ind. / Bloomington South
35	Dayveon Higgs	LB	6-0	225	Jr.	Louisville, Ky. / Louisville Male
36	Ethan Hoover	DB	5-11	210	R-Fr.	Fort Wayne, Ind. / Snider
93	Lucas Hunter	DL	6-2	290	So.	Indianapolis, Ind. / Center Grove
19	Kai Ilela	QB	6-2	200	Fr.	Aurora, Colo. / Overland
19	Omar Jackson	DB	5-10	185	R-Fr.	Fort Wayne, Ind. / South Side
53	Adeeb Jaouni	OL	6-4	295	R-Jr.	Chino Hills, Calif. / (Dixie State)
34	Brayden Johnson	P	6-3	190	R-Fr.	Warsaw, Ind. / (Ball State)
42	Jarin Johnson	LB	6-3	225	Fr.	Arlington, Texas / Bowie
9	Peterson Kerlegrand	RB	5-9	195	Sr.	Fort Wayne, Ind. / Concordia Lutheran
66	Alex Kirton	OL	6-1	310	So.	West Des Moines, Iowa / (Iowa Western CC)
82	Jared Kistler	WR	6-3	210	Fr.	Fort Wayne, Ind. / Homestead
11	Tanner Klein	WR	6-0	195	R-Fr.	Champaign, Ill. / Byron
7	Zach Larkin	TE	6-5	250	R-Sr.	Hamilton, Ohio / Badin

### COACHING STAFF LOCATIONS

Sidelines	Location
Head Coach	Curt Mallory
Assistant Head Coach/Defensive Line	Mark Smith
Offensive Coordinator/Offensive Line	Michael Switzer
Defensive Coordinator	Brad Wilson
Special Teams Coordinator	Ryan Stokes
Running Backs	Aaron Young
Wide Receivers	Collin Coffey

### Press Box

Pass Game Coordinator/Quarterbacks	Jeff Kastl
Recruiting Coordinator/Tight Ends	Tyler Funk
Linebackers	Desmond Morgan
Defensive Backs	David Stuckman

# GAME 5 | AT SOUTH DAKOTA

No.	Name	Pos.	Ht.	Wt.	Cl.	Hometown/(Previous School)
97	Jordan Lawrence	DL	6-3	250	R-Fr.	Bloomington, Ill. / Normal Community
91	Bryce Love	DL	6-2	250	R-So.	Tampa, Fla. / Plant
4	Hunter Lunsford	DB	6-1	215	R-Sr.	Elk Grove, Calif. / (Columbia)
81	James Mallory	WR	6-1	180	Fr.	Terre Haute, Ind. / Terre Haute South
37	Johnny May	LB	6-0	225	R-So.	Fishers, Ind. / Hamilton Southeastern
29	Phazione McClurge	WR	6-2	190	Gr.	Chicago, Ill. / (Cornell)
21	Derrick McLaughlin	RB	6-0	210	Fr.	Gurnee, Ill. / Warren Township
58	Tyler Miller	DL	5-10	270	R-Fr.	Indianapolis, Ind. / Brebeuf Jesuit Prep
98	Casey Miller	DL	6-3	260	R-Fr.	Mason, Ohio / William Mason
96	Trace Mitchell	DL	6-3	285	Fr.	Winchester, Ky. / George Rogers Clark
13	Inoke Moala	DL	6-4	250	R-Sr.	Mishawaka, Ind. / Penn
24	Nehemiah Montague	DB	6-2	200	R-So.	New Hope, Minn. / Minnetonka
29	John Moore	LB	6-1	220	Fr.	Wheaton, Ill. / St. Francis
4	Rontrez Morgan	WR	5-11	175	Sr.	Jacksonville, Fla. / Oakleaf
33	Jalen Moss	DB	6-0	195	Sr.	Fishers, Ind. / (St. Francis [Ind.])
13	Bailen Murphy	WR	6-3	190	Fr.	Bloomington, Ind. / Bloomington North
11	Kaelub Newman	DB	6-1	200	R-Sr.	Oswego, Ill. / (College of Dupage)
99	Alton Nobles	DL	6-3	280	Sr.	Rocky Mount, N.C. / (Monroe College)
10	JP Osafo	DB	6-0	185	So.	Chesterton, Ind. / (Franklin College)
77	Tate Parker	OL	6-5	280	Fr.	Toledo, Ohio / Whitmer
18	Cade Peratt	DL	6-3	245	Sr.	Arvada, Colo. / Ralston Valley
21	Ryan Phillips	LS	6-2	210	Fr.	Gallatin, Tenn. / Gallatin
88	Malachi Qualls	WR	6-1	195	Fr.	Fishers, Ind. / Anderson
87	Lance Rees	TE	6-4	235	Fr.	Marshall, Ill. / Marshall
6	Kris Reid Jr.	DL	6-2	245	R-Jr.	Chicago, Ill. / St. Joseph Westchester
16	Travis Reiner	P/DB	6-2	205	R-Sr.	Canyon Country, Calif. / (College of the Canyons)
89	DeAndre Rhodes	WR	6-3	185	Fr.	Fishers, Ind. / Hamilton Southeastern
25	Teely Rhyme	DB	6-2	190	R-Fr.	Gary, Ind. / (The Taft School)
20	Jace Russell	WR	5-10	175	Fr.	Terre Haute, Ind. / Terre Haute North
5	CJ Rutherford	DB	6-1	195	R-So.	Chicago, Ill. / Lindblom Academy
86	Jack Schmitz	TE	6-4	230	R-Fr.	Homewood, Ill. / Homewood-Flossmoor
76	Spencer Schneider	OL	6-5	285	Fr.	Noblesville, Ind. / Guerin Catholic
2	Gunnar See	QB	6-6	225	R-So.	Jefferson City, Mo. / Jefferson City
8	Alan Selzer	K	6-4	185	R-Sr.	Dallas, Texas / (Michigan)
57	Jack Sherman	DL	6-0	295	R-Fr.	Terre Haute, Ind. / Terre Haute North
27	Joey Shew	LB	6-2	210	Fr.	Clinton, Ind. / South Vermillion
46	TJ Simpson	DL	6-3	240	R-Sr.	Tampa, Fla. / (Dartmouth College)
25	Matt Sora	RB	5-11	220	R-So.	Mason, Ohio / William Mason
9	Heath Stephen II	LB	6-2	225	Jr.	Vauxhall, N.J. / (Monroe College)
78	Joel Stevens	OL	6-8	305	R-Fr.	Lee's Summit, Mo. / Lee's Summit North
41	Blake Surface	LB	6-2	200	Fr.	Middletown, Ind. / Shenandoah
1	Michael Thomas	DB	6-2	210	R-Jr.	Corona, Calif. / Norco
21	Matae Thomas	TE	6-5	250	R-So.	Corona, Calif. / Norco
5	Anthony Thompson	QB	6-1	210	R-Sr.	Chicago, Ill. / (Northern Illinois)
43	Matt Thompson	LB	6-0	210	R-Jr.	Merrillville, Ind. / (Saint Joseph's Coll.)
2	Dwayne Thompson II	DB	6-1	195	Jr.	Farmington Hills, Mich. / West Bloomfield
95	Connor Tierney	K	5-11	180	R-Fr.	DeKalb, Ill. / DeKalb
72	Keagen Trost	OL	6-6	310	R-Fr.	Kankakee, Ill. / (Morgan State)
6	Harry Van Dyne	WR	6-5	210	R-Jr.	Overland Park, Kan. / (Minnesota)
12	Michael Vazquez	WR	6-0	210	Fr.	Carol Stream, Ill. / Glenbard North
67	Jose Vazquez IV	OL	6-3	335	R-So.	Carol Stream, Ill. / Glenbard North
23	Ray Vollmer	DB	6-2	185	Fr.	Fort Wayne, Ind. / Carroll
3	Mekhi Ware	DB	6-1	200	R-Jr.	Inglewood, Calif. / Culver City
74	Josh Weichel	OL	6-6	305	R-Jr.	Niles, Ill. / (College of DuPage)
26	David Whittemore	LB	6-2	235	R-Fr.	Indianapolis, Ind. / Bishop Chatard
17	Kurtis Wilderman	QB	6-0	230	R-Jr.	Wadesville, Ind. / Mater Dei
80	Henry Woodcock	TE	6-3	235	R-So.	Avon, Ind. / Cardinal Ritter
49	Aaron Young	LS	6-0	220	R-Jr.	Greenfield, Ind. / Greenfield Central

### PRONUNCIATION GUIDE

#1 Michael Hauptert	- Michael Hop-ert
#3 Mekhi Ware	- Muh-Kie Ware
#4 Rontrez Morgan	- Ron-Trez Morgan
#9 Peterson Kerlegrand	- Peterson Kerr-le-grand
#10 JP Osafo	- JP Oh-Saf-o
#11 Kaelub Newman	- Caleb Newman
#13 Inoke Moala	- In-no-kay Moe-ah-lah
#19 Kai Ilela	- Kye Eye-lay-lah
#21 Matae Thomas	- Muh-Tay Thomas
#24 Nehemiah Montague	- Mon-tah-ghew
#29 Phazione McClurge	- Fay-zhon Muh-Clurrg
#44 Tyce Ferrell	- Tice Ferrell
#53 Adeeb Jaouni	- Uh-Deeb Jow-knee
#63 Loic Amaouzouvi	- Loiy-ke Ah-mah-zoo-vee
#74 Josh Weichel	- Josh Why-Kull
#79 Frederick Fabricius	- Frederick Fah-bree-cious
#83 Dakota Caton	- Dakota Kay-ton
#88 Malachi Qualls	- Mal-luh-kye Qualls
#95 Gavin Dineen	- Gavin Din-neen

### COACHES

Pass Game Coordinator/Quarterbacks	Jeff Kastl - Jeff Castle
Wide Receivers Coach	Collin Coffey - Collin Koh-fer

# 2021 INDIANA STATE FOOTBALL SYCAMORES TWO-DEEP

## GAME 5 | AT SOUTH DAKOTA

### INDIANA STATE OFFENSE

Pos.	No.	Name	Ht.	Wt.	Yr.	Notes
QB	17	Kurtis Wilderman	6-0	230	R-Jr.	Saw action in nine games, making three starts in 2019; 1,170 passing yards, 68.6% completion
	5	Anthony Thompson	6-1	210	R-Sr.	Named starter in the preseason; Northern Illinois transfer; saw action in five games with the Huskies
RB	9	Peterson Kerlegrand	5-9	195	Sr.	Leading returning running back; 746 total yards in 2019; 5.5 yards per carry with 3 touchdowns
	27	Justin Dinka	5-11	180	R-Fr.	Transferred in from San Diego State; Lined up in one game with the Aztecs; 3,549 rush yards in HS
TE	7	Zach Larkin	6-5	250	R-Sr.	2021 Team Captain; 11 starts in 2019 season; Posted at least one catch in the last seven games
	44	Tyce Ferrell	6-4	225	Fr.	Multi-sport athlete at Avon HS; 2019 All-USA Central Indiana Super Team at tight end
WR	84	Noah Ellison	6-1	195	R-Jr.	Transferred in from Purdue; Big Ten All-Academic selection; Lined up at Trinity High School
	15	Daijon Collins	5-9	180	R-So.	Saw action in nine games in 2019; 12 catches for 75 yards; Also served as kick returner in 2019
WR	4	Rontrez Morgan	5-11	175	Sr.	Three-Year letterman; 12 catches, 157 yards in 2019 season; Four catches, 90 yards vs EIU
	11	Tanner Klein	6-0	195	R-Fr.	Redshirted in 2019 season; MVFC Academic Honor Roll; Letterwinner from Byron High School
WR	6	Harry Van Dyne	6-5	210	R-Jr.	Transferred in from Minnesota; Two-year player under Coach P.J. Fleck; Former three-star recruit
	29	Phazione McClurge	6-2	190	Gr.	Cornell transfer; All-Ivy League selection at DB; Game-Winning TD catch at Eastern Kentucky
LT	73	Carter Herrin	6-7	315	R-So.	Started 10 games in the 2019 season; Four-year letterwinner at Terre Haute South
	76	Spencer Schneider	6-5	285	Fr.	All-Conference selection at Guerin Catholic High School
LG	55	Isaiah Edwards	6-7	340	R-Sr.	2021 Team Captain; Preseason All-Conference; 2018 starter at left guard; 241.5 rushing ypg
	68	Jalen Booth	6-4	375	R-Sr.	Transferred in from Azusa Pacific; Previously lined up at San Diego State and San Diego Mesa Coll.
C	71	Alvin Clemons	6-2	310	R-Sr.	Seen action in each of the last three seasons; Earned two starts on the line in 2019
	75	Jackson Byrne	6-2	310	R-Jr.	MVFC Academic Honor Roll; Saw action in one game in 2019
RG	67	Jose Vazquez IV	6-3	335	R-So.	MVFC Academic Honor Roll; Played in all 12 games in 2019 with nine starts; Redshirted in 2018
	59	Garrett Hickman	6-1	300	R-Fr.	MVFC Academic Honor Roll; Redshirted in the 2019 season
RT	78	Joel Stevens	6-8	305	R-Fr.	MVFC Academic Honor Roll; Saw action in one game in 2019 prior to redshirting
	74	Josh Weichel	6-6	305	R-Jr.	Transfer from College of DuPage; Honorable Mention All-American in 2018 with the Chaparrals

### INDIANA STATE DEFENSE

Pos.	No.	Name	Ht.	Wt.	Yr.	Note
DE	54	Kaleb Brewer	6-5	260	R-Sr.	Returning starter on the defensive line; Eighth on the team w/ 33 tckls; Added 10.5 TFL and 2.5 sacks
	92	Henrik Barndt	6-5	285	R-Jr.	MVFC Academic Honor Roll; Saw action in all 12 games; Led the Sycamores with 4.5 sacks in 2019
DT	95	Gavin Dineen	6-2	295	Gr.	Transferred in from Drake; Two-time Team captain at Drake; 2019 All-PFL First Team selection
	93	Lucas Hunter	6-2	290	So.	MVFC Academic Honor Roll; Saw action in all 12 games; Made 13 tackles and 1.5 TFL in 2019 season
DE	13	Inoke Moala	6-4	250	R-Sr.	2021 Team Captain; Preseason All-Conference; 31 tackles, 12.5 TFL and 3.5 sacks in 2019 season
	18	Cade Peratt	6-3	245	Sr.	MVFC Academic Honor Roll; Played in 10 games with two starts; 11 tackles, 0.5 TFL in 2019 season
LB	39	Geoffrey Brown	6-1	230	Fr.	True freshman from Fishers, Ind. and Fishers High School
	35	Dayveon Higgs	6-0	225	Jr.	Lined up in all 12 games in 2019 with two starts; 21 tackles and 2.0 TFL; Fumble recovery at Kansas
LB	9	Heath Stephen II	6-2	225	Jr.	Transferred in from Monroe College (N.Y.); 55 tackles with 12.5 TFL over his two seasons
	34	Kelvin Broome	6-1	235	R-Sr.	MVFC Academic Honor Roll; Saw action in all 12 games; Finished with eight tackles and one QB hurry
NICKEL	19	Omar Jackson	5-10	185	R-Fr.	Redshirted in the 2019 season; Four-year letterwinner at South Side HS where he was a QB/WR/CB
	33	Jalen Moss	6-0	195	Sr.	Transfer from St. Francis (Ind.); Four-year player on the team; 31 tackles in the four games in 2020
DOLLAR	32	Ty Hambright	6-0	195	R-So.	Redshirted in 2019 season; Started three games in 2019 with 14 tackles (six solo)
	2	Dwayne Thompson II	6-1	195	Jr.	Lined up 18 games with one start heading into 2021 season; 20 tackles, two pass breakups in 2019
CB	12	JJ Henderson	5-11	180	Gr.	Transferred in from Stetson; 2019 First Team All-PFL selection; 52 tackles in 10 starts in 2019
	23	Ray Vollmer	6-2	185	Fr.	True freshman from Carroll HS; Four-Year letterwinner and All-Conference at cornerback
FS	1	Michael Thomas	6-2	210	R-Jr.	2021 Team Captain; MVFC Academic Honor Roll; Transitioned from wide receiver to safety in 2019
	14	Kaleal Davis	6-1	190	Fr.	True freshman from Newport, Ky. and Newport High School; Lettered in football, baseball, basketball
SS	36	Ethan Hoover	5-11	210	R-Fr.	Redshirted in 2019; Four-year letterman at Snider High School; Served as safety and kick returner
	4	Hunter Lunsford	6-1	215	R-So.	Transferred in from Columbia; Four-year letterman as a defensive back and on special teams
CB	3	Mehki Ware	6-1	200	R-Jr.	Played in 11 games with 10 starts in 2019 season; Ranked sixth on the team with 39 tackles
	20	Johnathan Edwards	6-1	195	Fr.	True freshman from St. Louis, Mo. and Parkway North High School

### INDIANA STATE SPECIAL TEAMS

Pos.	No.	Name	Ht.	Wt.	Yr.	Note
PK	8	Alan Selzer	6-4	185	R-Sr.	Transferred in from Michigan; Two-time All-Big Ten Academic honoree; Appeared in one game
	34	Brayden Johnson	6-3	190	R-Fr.	Transferred in from Ball State; Redshirted prior to joining the Sycamores
KO	34	Brayden Johnson	6-3	190	R-Fr.	Transferred in from Ball State; Redshirted prior to joining the Sycamores
	8	Alan Selzer	6-4	185	R-Sr.	Transferred in from Michigan; Two-time All-Big Ten Academic honoree; Appeared in one game
P	16	Travis Reiner	6-2	205	R-Sr.	Starting punter since 2018; Averaged 37.3 yards per punt in 2019; Put 19 inside the 20-yard line
	34	Brayden Johnson	6-3	190	R-Fr.	Transferred in from Ball State; Redshirted prior to joining the Sycamores
H	16	Travis Reiner	6-2	205	R-Sr.	Starting punter since 2018; Averaged 37.3 yards per punt in 2019; Put 19 inside the 20-yard line
	17	Kurtis Wilderman	6-0	230	R-Jr.	Saw action in nine games, making three starts in 2019; 1,170 passing yards, 68.6% completion
LS	45	Wyatt Harwood	6-1	205	R-Sr.	Served as the starting long snapper since 2017; Credited with eight career tackles entering 2021
	49	Aaron Young	6-0	220	R-Jr.	Has not seen action in his Indiana State career
KR	4	Rontrez Morgan	5-11	175	Sr.	Three-Year letterman; 12 catches, 157 yards in 2019 season; Four catches, 90 yards vs EIU (2019)
	0	Michael Haupert	5-11	185	R-So.	Will see time at QB and WR this year; Served as the primary returner in the opener against EIU
PR	8	Dante Hendrix	6-3	205	R-Jr.	2021 Team Captain; Preseason All-Conference; 51 receptions, 653 receiving yards in 2019
	0	Michael Haupert	5-11	185	R-So.	Will see time at QB and WR this year; Served as the primary returner in the opener against EIU

# 2021 INDIANA STATE FOOTBALL

# GAME 5 | AT SOUTH DAKOTA

## 2021 MISSOURI VALLEY FOOTBALL STANDINGS

Team	MVFC	PCT	Overall	PCT	Streak
South Dakota State	1-0	1.000	3-0	1.000	W3
Southern Illinois	1-0	1.000	3-1	0.750	W2
Missouri State	1-0	1.000	2-1	0.667	W2
Western Illinois	1-0	1.000	1-3	0.250	W1
North Dakota State	0-0	0.000	3-0	1.000	W3
North Dakota	0-0	0.000	2-1	0.667	W1
Northern Iowa	0-0	0.000	2-1	0.667	W2
Illinois State	0-1	0.000	2-2	0.500	L1
<b>Indiana State</b>	<b>0-1</b>	<b>0.000</b>	<b>2-2</b>	<b>0.500</b>	<b>L1</b>
South Dakota	0-1	0.000	2-2	0.500	L1
Youngstown State	0-1	0.000	1-2	0.333	L2

## MISSOURI VALLEY SCHEDULE

### Saturday, September 25

South Dakota State 44, Indiana State 0  
 Southern Illinois 35, Illinois State 17  
 Western Illinois 38, Youngstown State 35  
 Missouri State 31, South Dakota 23

### Saturday, October 2

	Time (ET)	Broadcast/Result
Missouri State at Illinois State	2 p.m.	ESPN+
North Dakota State at North Dakota	3 p.m.	ESPN+
Indiana State at South Dakota	3 p.m.	ESPN3
Southern Illinois at Western Illinois	3 p.m.	ESPN+
Youngstown State at Northern Iowa	5 p.m.	ESPN+
Dixie State at South Dakota State	7 p.m.	ESPN+

### Saturday, October 9

	Time (ET)	Broadcast/Result
Western Illinois at Indiana State	1 p.m.	ESPN3
Missouri State at Youngstown State	2 p.m.	ESPN+
Northern Iowa at North Dakota State	2 p.m.	ESPN+
Southern Illinois at South Dakota State	3 p.m.	ESPN+
North Dakota at South Dakota	3 p.m.	ESPN+

## FCS NATIONAL POLLS

### STATS PERFORM FCS TOP 25

Rk	School	Rec.	Pts	PV
1	Sam Houston (32)	3-0	1208	1
<b>2</b>	<b>South Dakota St. (10)</b>	<b>13-0</b>	<b>1195</b>	<b>2</b>
3	James Madison (5)	3-0	1162	3
4	Montana	3-0	1089	4
<b>5</b>	<b>North Dakota St.</b>	<b>3-0</b>	<b>1070</b>	<b>5</b>
6	Eastern Washington	4-0	964	6
<b>7</b>	<b>Southern Illinois</b>	<b>3-1</b>	<b>909</b>	<b>7</b>
8	UC Davis	4-0	859	12
9	Delaware	2-1	842	8
<b>10</b>	<b>North Dakota</b>	<b>2-1</b>	<b>785</b>	<b>10</b>
11	Montana State	3-1	757	13
12	Villanova	3-1	692	12
13	East Tennessee State	4-0	637	15
14	SE Louisiana	2-1	574	16
<b>15</b>	<b>Northern Iowa</b>	<b>2-1</b>	<b>528</b>	<b>17</b>
<b>16</b>	<b>Missouri State</b>	<b>2-1</b>	<b>527</b>	<b>18</b>
17	Jacksonville State	2-2	352	9
18	VMI	3-1	338	22
19	Weber State	1-3	319	14
20	Kennesaw State	2-1	225	23
21	Rhode Island	3-0	184	NR
22	Richmond	2-2	130	24
23	UT Martin	3-1	124	NR
24	UIW	3-1	120	NR
25	New Hampshire	3-1	116	21

### AFCA FCS COACHES POLL

Rk	School	Rec.	Votes	Pv
1	Sam Houston (26)	3-0	698	1
2	James Madison (1)	3-0	658	2
<b>3</b>	<b>South Dakota St. (1)</b>	<b>3-0</b>	<b>652</b>	<b>3</b>
4	Montana	3-0	614	4
<b>5</b>	<b>North Dakota St.</b>	<b>3-0</b>	<b>589</b>	<b>5</b>
6	Eastern Washington	4-0	557	6
<b>7</b>	<b>Southern Illinois</b>	<b>3-1</b>	<b>494</b>	<b>8</b>
8	UC Davis	4-0	479	10
9	Villanova	3-1	426	7
10	Delaware	2-1	425	11
<b>11</b>	<b>North Dakota</b>	<b>2-1</b>	<b>400</b>	<b>13</b>
12	Montana State	3-1	387	12
<b>13</b>	<b>Northern Iowa</b>	<b>2-1</b>	<b>365</b>	<b>14</b>
14	East Tennessee State	4-0	334	17
15	SE Louisiana	2-1	317	16
<b>16</b>	<b>Missouri State</b>	<b>2-1</b>	<b>275</b>	<b>18</b>
17	Jacksonville State	2-2	224	9
18	Weber State	1-3	158	15
19	Chattanooga	1-2	143	23
20	Kennesaw State	2-1	127	T-24
21	Richmond	2-2	115	21
22	VMI	3-1	102	NR
23	Rhode Island	3-0	87	NR
T24	Holy Cross	3-1	67	NR
T24	UT Martin	3-1	67	NR

Others receiving votes: Austin Peay 86, Alabama AGM 85, Holy Cross 74, Stephen F. Austin 71, Monmouth 35, Central Arkansas 33, Nicholls 33, Murray State 26, Jackson State 22, Chattanooga 20, Duquesne 13, Mercer 11, Princeton 11, Samford 7, **South Dakota 6**, Eastern Kentucky 4

Others receiving votes: Central Arkansas, 47; New Hampshire, 44; Alabama AGM, 41; Stephen F. Austin, 36; Austin Peay, 20; Princeton, 20; Eastern Kentucky, 18; Mercer, 17; Nicholls, 15; Harvard, 12; Monmouth (N.J.), 12; UIW, 10; Gardner-Webb, 9; Jackson St., 8; Charleston Southern, 5; Duquesne, 5; **Illinois St., 5**; Murray St., 5; North Carolina AGT, 4; Northern Arizona, 3; Northern Colorado, 3; Florida AGM, 1.

## BY THE NUMBERS

### INDIANA STATE

	NCAA	MVFC	Value
Total Offense	112	11	239.8
Rushing Offense	99	10	93.2
Passing Offense	101	8	146.5
Team Passing Efficiency	107	10	98.45
Scoring Offense	106	11	13.8
Total Defense	48	8	364.2
Rushing Defense	70	9	160.0
Passing Yards Allowed	46	5	204.2
Team Passing Efficiency Defense	62	8	133.73
Scoring Defense	58	9	27.5
Turnover Margin	23	5	+1.00
3rd Down Conversion Percentage	92	10	0.300
4th Down Conversion Percentage	54	6	0.500
3rd Down Conversion Percentage Defense	66	7	0.389
4th Down Conversion Percentage Defense	66	8	0.571
Red Zone Offense	120	11	0.400
Red Zone Defense	53	9	0.818
Net Punting	94	11	33.11
Punt Returns	45	6	7.75
Kickoff Returns	64	7	19.80
First Downs Offense	77	10	58
First Downs Defense	77	8	75
Fewest Penalties Per Game	22	2	4.50
Fewest Penalty Yards Per Game	27	3	41.00
Time of Possession	86	8	28:51

### SOUTH DAKOTA

	NCAA	MVFC	Value
Total Offense	38	6	402.0
Rushing Offense	22	4	198.8
Passing Offense	64	6	203.2
Team Passing Efficiency	47	6	131.55
Scoring Offense	40	8	29.8
Total Defense	28	5	319.2
Rushing Defense	25	5	110.5
Passing Yards Allowed	50	6	208.8
Team Passing Efficiency Defense	70	9	139.34
Scoring Defense	16	4	17.2
Turnover Margin	30	7	+0.75
3rd Down Conversion Percentage	55	8	0.386
4th Down Conversion Percentage	115	10	0.143
3rd Down Conversion Percentage Defense	59	6	0.377
4th Down Conversion Percentage Defense	27	3	0.333
Red Zone Offense	105	10	0.643
Red Zone Defense	15	4	0.700
Net Punting	10	3	41.57
Punt Returns	40	5	8.33
Kickoff Returns	7	2	35.43
First Downs Offense	17	2	84
First Downs Defense	46	6	64
Fewest Penalties Per Game	16	1	4.25
Fewest Penalty Yards Per Game	14	1	35.00
Time of Possession	63	7	30:15

# 2021 INDIANA STATE FOOTBALL

## OPPONENT INFO

South Dakota was ranked eighth in the Missouri Valley Football Conference preseason poll as voted on by the league coaches, media, and sports information personnel. The Coyotes received 163 total points and are coming off a season where they went 1-3 in the 2021 spring season before canceling the season due to COVID concerns.

The Coyotes placed eight players on the 2021 MVFC Preseason All-Conference team with punter Brady Schutt and long snapper Dalton Godfrey both earning First Team honors. The Coyotes placed two more players on the Second Team with wide receiver Caleb Vander Esch and linebacker Brock Mogensen both receiving recognition on the squad.

South Dakota was one of seven Missouri Valley Football Conference teams to receive votes in both the major FCS polls prior to this past weekend's loss at Missouri State. The Coyotes fell in the opener at Kansas, but rebounded with back-to-back wins over Northern Arizona and Cal Poly.

South Dakota won its lone home contest of the 2021 season with a 34-7 win over Northern Arizona back on September 11. The Coyotes scored on their first three possessions with running back Travis Theis scoring a pair of first-half rushing touchdowns on their way to taking the win inside the DakotaDome.

Theis leads the Coyotes' rushing efforts over the first four games of the season. The redshirt freshman is averaging 64.0 yards per game on the ground and has scored a team-high four touchdowns on the year. He is one of four USD players to record at least 30 carries on the year with Mike Mansaray (34 carries, 184 yards), Shomari Lawrence (33 carries), and Carson Camp (33 carries) also sitting among the team leaders in the category.

Carter Bell (16 catches, 271 yards, 1 TD) has been the primary receiving threat for Camp this season. The freshman quarterback is 54-of-95 for 768 yards through the air in the first four games. He's added four touchdown passes while averaging 192.0 passing yards per game.

Jack Cochrane (34) and Mogensen (29) both pace the team's tackling leaders on the season. Cochrane has also posted 4.5 tackles for loss on the season, while Mogensen has 4.0 TFL and one sack on the year. Brendan Webb has been the team's defensive leader in the backfield with 5.5 tackles for loss and 2.0 sacks.



## USD'S LAST GAME

### COYOTES FALL IN MISSOURI VALLEY OPENER AT MISSOURI STATE

Eighteenth-ranked Missouri State came up with a pair of big defensive stops in the fourth quarter and posted a 31-23 win over South Dakota in a Missouri Valley Football Conference game played in front of 12,738 fans on Saturday evening inside Robert W. Plaster Stadium.

The Coyotes final two drives of the game took them inside the Missouri State 10-yard line. However, an interception and a turnover on downs foiled the comeback attempt.

Missouri State shutout South Dakota in the second half after trailing 23-14 at halftime, coming up big defensively in a drama-filled contest that featured plenty of excitement.

The Coyotes were limited to three first downs in the second half, all coming in the fourth quarter, while only being able to convert two of five trips into the red zone into points ended up spelling the difference in the contest.

Camp completed 12 of 29 passes for 231 yards in the game, but threw his first interceptions of the season. Nate Thomas led the rushing attack with four carries for 60 yards and Carter Bell caught three passes for 102 yards.

Missouri State held the ball for nearly 36 minutes of the 60-minute contest and outgained the Coyotes 439-361.

South Dakota's defense was paced by Jack Cochrane with 10 solo stops, including a tackle for loss while Nick Gaes had two of the team's six sacks.

## SOUTH DAKOTA PLAYERS TO WATCH

### #18 CARSON CAMP | QB | 6-3 | 210 | FR. | BLOOMINGTON, ILL. | NORMAL COMMUNITY WEST

GP	EFFIC	COMP-ATT-INT	PCT	YDS	TD	LG	AVG/G
4	134.43	54-95-2	56.84 %	768	4	65	192.00

### #5 TRAVIS THEIS | RB | 5-11 | 215 | PRATT, KAN. | PRATT

GP	ATT	GAIN	LOSS	NET	AVG	TD	LG	AVG/G
3	38	194	2	192	5.1	4	27	64.00

### #14 CARTER BELL | WR | 5-10 | 170 | R-FR. | BETTENDORF, IOWA | BETTENDORF

GP	NO.	YDS	AVG	TD	LG	AVG/G
4	16	271	16.94	1	65	67.75

### #39 JACK COCHRANE | LB | 6-3 | 230 | SR. | MOUNT VERNON, IOWA | MOUNT VERNON

GP	UA	A	TOT	TFL/YDS	SK-YDS	INT	BRUP	QBH	FR-YDS	FF	BLK	SAF
4	26	11	37	4.5-11	0-0	0	2	2	0	0	0	0

# GAME 5 | AT SOUTH DAKOTA

## HOW USD FARES AGAINST

### ...the MVFC

OPPONENT	RECORD	LAST MET (RESULT)
Illinois State	2-6	Feb. 27, 2021 (W, 27-20)
Indiana State	4-2	Oct. 5, 2019 (W, 38-0)
Missouri State	4-4	Sept. 25, 2021 (L, 31-23)
North Dakota	30-63-5	Mar. 4, 2021 (L, 21-10)
North Dakota State	26-55-2	Nov. 16, 2019 (L, 49-14)
Northern Iowa	19-30-1	Oct. 19, 2019 (L, 42-27)
South Dakota	N/A	
South Dakota State	52-55-7	Nov. 23, 2019 (W, 24-21)
Southern Illinois	3-3	Oct. 26, 2019 (L, 48-28)
Western Illinois	4-6	Nov. 2, 2019 (L, 38-34)
Youngstown State	2-7	Mar. 20, 2021 (L, 28-10)
<b>TOTAL</b>	<b>146-231-15</b>	

## SOUTH DAKOTA 2021 SCHEDULE

Date	Opponent	Time/Result
Sept. 3	at Kansas	L, 17-14
<b>Sept. 11</b>	<b>Northern Arizona</b>	<b>W, 34-7</b>
Sept. 18	at Cal Poly	W, 48-14
Sept. 25	at Missouri State*	L, 31-23
<b>Oct. 2</b>	<b>Indiana State*</b>	<b>3 p.m.</b>
<b>Oct. 9</b>	<b>North Dakota*</b>	<b>3 p.m.</b>
Oct. 16	at Northern Iowa*	5 p.m.
<b>Oct. 23</b>	<b>Illinois State*</b>	<b>2 p.m.</b>
Nov. 6	at Western Illinois*	1 p.m.
<b>Nov. 13</b>	<b>South Dakota State*</b>	<b>2 p.m.</b>
Nov. 20	at North Dakota State*	3:30 p.m.

## SOUTH DAKOTA 2021 SPRING SCHEDULE

Date	Opponent	Result
Feb. 27	at Illinois State*	W, 27-20
Mar. 4	at North Dakota*	L, 21-10
<b>Mar. 13</b>	<b>Missouri State*</b>	<b>L, 27-24</b>
Mar. 20	at Youngstown State*	L, 28-10

\*MVFC Opponent

## LAST 10 GAMES IN SERIES

### IN TERRE HAUTE (INDIANA STATE LEADS 2-1)

Oct. 27, 2012	W, 45-14
Oct. 15, 2016	L, 33-30
<b>Nov. 3, 2018</b>	<b>W, 51-48</b>

### IN VERMILLION (SOUTH DAKOTA LEADS 3-0)

Oct. 12, 2013	L, 17-14
Oct. 14, 2017	L, 56-6
Oct. 5, 2019	L, 38-0

Bold marks Indiana State Win

# 2021 INDIANA STATE FOOTBALL

## GAME 4

<b>SOUTH DAKOTA ST.</b>	<b>17</b>	<b>17</b>	<b>3</b>	<b>7</b>	<b>-</b>	<b>44</b>
<b>INDIANA STATE</b>	<b>0</b>	<b>0</b>	<b>0</b>	<b>0</b>	<b>-</b>	<b>0</b>

Sept. 25, 2021 | Memorial Stadium | Terre Haute, Ind. | Attendance: 6,652



### BREAKDOWN

	SDSU	INS
<b>FIRST DOWNS</b>	<b>22</b>	<b>16</b>
Rushing	8	6
Passing	13	7
Penalty	1	3
<b>NET YARDS RUSHING</b>	<b>224</b>	<b>78</b>
Rushing Attempts	34	39
Average Per Rush	6.6	2.0
Rushing Touchdowns	1	0
Yards Gained Rushing	230	120
Yards Lost Rushing	6	42
<b>NET YARDS PASSING</b>	<b>293</b>	<b>148</b>
Completions-Attempts-Int	16-25-0	14-29-1
Average Per Attempt	11.7	5.1
Average Per Completion	18.3	10.6
Passing Touchdowns	4	0
<b>TOTAL OFFENSE YARDS</b>	<b>517</b>	<b>226</b>
Total offense plays	59	68
Average Gain Per Play	8.8	3.3
<b>Fumbles: Number-Lost</b>	<b>1-0</b>	<b>1-0</b>
<b>Penalties: Number-Yards</b>	<b>6-60</b>	<b>4-45</b>
<b>PUNTS-YARDS</b>	<b>2-72</b>	<b>7-265</b>
Average Yards Per Punt	36.0	37.9
Net Yards Per Punt	36.0	38.3
Inside 20	1	2
50+ Yards	0	0
Touchbacks	0	0
Fair catch	1	2
<b>KICKOFFS-YARDS</b>	<b>9-566</b>	<b>1-57</b>
Average Yards Per Kickoff	62.9	57.0
Net Yards Per Kickoff	41.1	57.0
Touchbacks	5	0
Fair Catch Yards	0	0
<b>Punt returns: Number-Yards-TD</b>	<b>3-3-0</b>	<b>0-0-0</b>
Average Per Return	-1.0	0.0
<b>Kickoff returns: Number-Yds-TD</b>	<b>0-0-0</b>	<b>4-71-0</b>
Average Per Return	0.0	17.8
<b>Interceptions: Number-Yds-TD</b>	<b>1-16-0</b>	<b>0-0-0</b>
<b>Fumble Returns: Number-Yds-TD</b>	<b>0-0-0</b>	<b>0-0-0</b>
<b>Miscellaneous Yards</b>	<b>0</b>	<b>0</b>
<b>Possession Time</b>	<b>28:43</b>	<b>31:17</b>
1st Quarter	7:26	7:34
2nd Quarter	8:19	6:41
3rd Quarter	7:03	7:57
4th Quarter	5:55	9:05
<b>Third-Down Conversions</b>	<b>4 of 11</b>	<b>5 of 16</b>
<b>Fourth-Down Conversions</b>	<b>0 of 0</b>	<b>0 of 4</b>
<b>Red-Zone Scores-Chances</b>	<b>2-2</b>	<b>0-3</b>
Touchdowns	0-2	0-3
Field goals	2-2	0-3
<b>Sacks By: Number-Yards</b>	<b>3-18</b>	<b>0-0</b>
<b>PAT Kicks</b>	<b>5-5</b>	<b>0-0</b>
<b>Field Goals</b>	<b>3-4</b>	<b>0-0</b>
<b>Points off turnovers</b>	<b>7</b>	<b>0</b>

# GAME 5 | AT SOUTH DAKOTA

## Sycamores unable to keep pace with Jackrabbits in MVFC opener

**TERRE HAUTE, Ind.** - Indiana State was unable to keep up with the Jackrabbits' quick start on Saturday afternoon as the Sycamores fell to visiting #2/3 South Dakota State at Memorial Stadium, 44-0.

The Sycamores (2-2, 0-1 MVFC) threatened to score several times throughout the contest, but Indiana State was unable to punch it into the end zone in the Missouri Valley Football opener. South Dakota State (3-0, 1-0 MVFC) utilized a strong game from Pierre Strong, Jr. and Chris Oladokun in going up 34-0 at the halftime break in taking the conference win.

Peterson Kerlegrand had a strong offensive output for the Sycamores on Saturday afternoon as the senior running back picked up 76 yards on 21 carries. He added two catches for a team-high 50 yards on the day in the loss.

Quarterbacks Kurtis Wilderman (9-of-22, 89 yards, 1 INT) and Anthony Thompson (5-of-6, 59 yards) split time on the field throughout the game for the Sycamores. Zach Larkin was the favorite target of the QB duo with a career-high five catches for 42 yards, while Rontrez Morgan added three catches for 31 yards in the loss.

Strong, Jr. led the Jackrabbits on the day with 173 total offensive yards, including 150 yards on the ground. The senior running back added a 22-yard touchdown pass on South Dakota State's opening drive to Oladokun to highlight the Jackrabbits attack.

Oladokun was 12-of-21 for 216 yards and three touchdowns in the win. His favorite target, Tucker Kraft, finished with five catches for 85 yards and a touchdown, while Jaxon Janke and Jadon Janke also added receiving scores in the game.

Michael Thomas led the Sycamores defensive efforts with a team-high 10 tackles as the redshirt junior safety was all over the field in his second double-digit tackling effort of the season. Inoke Moala and Henrik Bardnt added tackles for loss in the game, while Ty Hambright forced an early fumble to cap the defense's performance.

Adam Bock was SDSU's tackling leader in the game with 10 tackles and added the lone turnover of the game with a 16-yard interception in the first quarter. Isaiah Stalbird and Caleb Sanders both finished the game with 1.5 tackles for loss.

### News and Notes

- Gavin Dineen became the first Sycamore player to block a field goal since the 2018 season when he redirected the SDSU 50-yard attempt in the first quarter. His block was the first since Rex Mosley blocked a field goal against Eastern Illinois back on Sept. 15, 2018, in the Sycamores' 55-41 win over the Panthers.
- Peterson Kerlegrand's 78 rushing yards marked a season-high for the running back and surpassed his mark of 73 set on opening night against Eastern Illinois.
- Inoke Moala ran his tackle-for-loss streak to five consecutive games dating back to the end of the 2019 season as the redshirt senior picked up an early TFL in the first quarter on Saturday afternoon.
- The Sycamores were shutout for the first time since the 2019 season when Indiana State fell to South Dakota, 38-0.

### >>SCORING SUMMARY

Team	Qtr	Time	Scoring Play	Conversion	Plays	TOP	Score
SDSU	1st	12:55	Oladokun 22 yd pass from Strong	Frahm kick	5-65	2:05	7-0
SDSU		5:37	Janke 33 yd pass from Oladokun	Frahm kick	1-28	0:06	14-0
SDSU		2:42	Frahm 45 yd field goal		6-22	1:22	17-0
SDSU	2nd	10:14	Kraft 26 yd pass from Oladokun	Frahm kick	8-88	2:58	24-0
SDSU		8:23	Janke 42 yd pass from Oladokun	Frahm kick	2-60	0:27	31-0
SDSU		1:56	Frahm 32 yd field goal		8-36	4:48	34-0
SDSU	3rd	2:52	Frahm 27 yd field goal		12-88	6:47	37-0
SDSU	4th	6:12	Johnson 22 yd run	Frahm kick	5-92	2:45	44-0

### BREAKDOWN

#### >>INDIANA STATE

Rushing	Att	Yds	TD	Long	Avg
P. Kerlegrand	21	76	0	19	3.6
J. Dinka	3	8	0	6	2.7
M. Sora	3	7	0	7	2.3
A. Thompson	7	5	0	7	0.7
K. Wilderman	5	-18	0	7	-3.6

Passing	C-A-I	Yds	TD	LONG	SACK
K. Wilderman	9-22-1	89	0	27	2
A. Thompson	5-6-0	59	0	23	1

#### >>EASTERN KENTUCKY

Rushing	Att	Yds	TD	Long	Avg
P. Strong, Jr.	20	150	0	27	7.5
A. Johnson	9	44	1	22	4.9
C. Oladokun	3	30	0	18	10.0

Passing	C-A-I	Yds	TD	LONG	SACK
C. Oladokun	12-21-0	216	3	42	0
K. Heide	3-3-0	55	0	34	0
P. Strong, Jr.	1-1-0	22	1	22	0

Receiving	No.	Yds	TD	Long
Z. Larkin	5	42	0	13
R. Morgan	3	31	0	17
P. McClurge	3	24	0	13
P. Kerlegrand	2	50	0	27
J. Dinka	1	1	0	1

Receiving	No.	Yds	TD	Long
T. Kraft	5	85	1	26
J. Janke	2	47	1	42
Z. Heins	2	28	0	20
P. Strong, Jr.	2	23	0	15
A. Johnson	1	34	0	34
J. Janke	1	33	1	33
C. Oladokun	1	22	1	22
A. Coons	1	18	0	18
C. Bauer	1	3	0	3



# RB NO. 1

## PETERSON KERLEGRAND

Running back Peterson Kerlegrand is the feature back in the Indiana State lineup heading into the 2021 season as the senior leads a mostly-untested group this year. Kerlegrand saw action in 11 games in the 2019 season while making nine starts at running back.

He paced the team with 746 total rushing yards after assuming the starting role on the year. He averaged a team-best 5.5 yards per carry and added three rushing touchdowns. Kerlegrand added 67.8 rushing yards per game and added a career-high 208 all-purpose yards and two touchdowns against Dayton.

The Fort Wayne, Ind. native has been four-year member of the roster and made the transition from cornerback to running back in his freshman season. After taking a step up in special teams in 2018, Kerlegrand has been a multi-purpose back for the Sycamores in the last two seasons.

He opened up the 2021 season with 80 total yards against Eastern Illinois and added a three-yard touchdown run in the Sycamores' 26-21 win.

### THE KERLEGRAND FILE

RECORDED AT LEAST  
100-RUSHING YARDS IN

**3**

CAREER  
GAMES

LED THE SYCAMORES  
RUSHING ATTACK WITH

**746**

IN THE 2019  
SEASON

SET A SINGLE GAME  
CAREER HIGH WITH

**208**

ALL-PURPOSE  
YARDS IN  
2019

#### RECORD-SETTER

Dante Hendrix surpassed one of the longest streaks in Indiana State football history on opening night as the redshirt junior wide receiver surpassed Robert Tonyan's record of 21 consecutive games with at least one reception achieved during the 2015-16 seasons.

Hendrix established the new record on Indiana State's first offensive play of the 2021 season on a seven-yard out pattern from Anthony Thompson.

Hendrix's streak dates back to the second game of the 2018 season when he was held without a catch on the road at Louisville. Overall in his career, Hendrix has recorded at least one reception in 23 of his 24 career games played with 13 of those games featuring at least five receptions.

The 6-3 athlete boasts 12 career games with at least 50 receiving yards and three 100-plus yard games over his career. He also two multi-touchdown receiving efforts in the 2018 season.

#### Hendrix Career 100-yard Games

Oct. 27, 2018 at YSU	7 catches, 186 yards, 2 TD
Nov. 3, 2018 vs. SD	11 catches, 111 yards, 2 TD
Nov. 9, 2019 at UNI	Five catches, 135 yards

#### QUARTERBACKS CONTINUE TO BATTLE

Head Coach Curt Mallory named a starting quarterback heading into the final weeks of the 2021 season as Northern Illinois transfer Anthony Thompson will get the nod for the opener against Eastern Illinois. The Chicago, Ill. native saw action in five career games with the Huskies, including backup appearances against Central Michigan in both the 2017 and 2018 seasons.

Thompson brings escapability to the pocket and his athleticism and playmaking ability are something Mallory will look for throughout the 2021 season.

Returner Kurtis Wilderman will also see playing time this season as Mallory expects both signal-callers to see time on the field this season. Wilderman brings back the most game-experience on the roster with action in nine games while making three starts in 2019.

Wilderman led the team with 1,170 passing yards and boasted an impressive 68.6% completion percentage. He posted a career-high 220 passing yards against Northern Iowa, while adding two multi-touchdown passing games against both Western Illinois and South Dakota State.

#### 2021 TEAM CAPTAINS

**#1 Michael Thomas, DB**  
R-Jr. \* 6-2 \* 210 \* Corona, Calif.

**#7 Zach Larkin, TE**  
R-Sr. \* 6-5 \* 250 \* Hamilton, Ohio

**#8 Dante Hendrix, WR**  
R-Jr. \* 6-3 \* 205 \* Florence, Ky.

**#13 Inoke Moala, DL**  
R-Sr. \* 6-4 \* 250 \* Mishawaka, Ind.

**#43 Matt Thompson, LB**  
R-Sr. \* 6-0 \* 210 \* Merrillville, Ind.

**#55 Isaiah Edwards, OL**  
R-Sr. \* 6-7 \* 340 \* Katy, Texas

#### PRESEASON HONORS

##### Dante Hendrix, WR

Missouri Valley Football Preseason Honorable Mention  
Phil Steele MVFC Preseason Second Team

##### Inoke Moala, DL

Missouri Valley Football Preseason Honorable Mention  
Phil Steele MVFC Preseason Second Team

##### Isaiah Edwards, OL

Missouri Valley Football Preseason Honorable Mention  
Phil Steele MVFC Preseason Third Team

##### Michael Thomas, DB

Missouri Valley Football Preseason Honorable Mention

#### SATURDAY'S UNIFORM

Indiana State boasts four different uniform combinations this season, with ISU taking the field this week with their white helmets, blue jerseys, and white pants.

##### HELMET



##### JERSEY



##### PANTS



#### ISU Record With...

White-Blue-Blue	.....1-0
White-Blue-White	.....0-1
White-White-Blue	.....1-0
White-White-White	.....0-1





# PANCAKED

## ISAIAH EDWARDS

There's no moving this man when he gets his feet set at the line of scrimmage. Isaiah Edwards is back on the field for his fourth season in the Indiana State blue and white this year as the 6-7, 340-pound athlete will look to anchor a unit that finished among the nation's best in the 2018 and 2019 season.

Edwards' last action on the field was cut short due to an injury, but the Katy, Texas native has started every game he's been healthy for since coming on campus from Independence C.C.

The 2018 season saw him earn Honorable Mention All-MVFC honors and All-Newcomer honors at left guard. Over the season, he helped the Sycamores rank No. 14 in the FCS with 241.5 rushing yards per game, while adding 2,559 yards and 18 touchdowns through the air. Indiana State also converted an impressive 91.3% of their chances inside the red zone over the season with four different players rushing for 100 or more yards in the season.

### THE EDWARDS FILE

EDWARDS HAS LINED UP AND STARTED ALL

**18**

GAMES HE'S DRESSED OUT IN

THE SYCAMORES RUSHING GAME AVERAGED

**241.5**

YARDS PER GAME IN 2018

THE SYCAMORES PASSING GAME AVERAGED

**232.6**

YARDS PER GAME IN 2018

#### RUNNING GAME IN GOOD HANDS

Gone is former great Dominique Dafney, but the Indiana State running game is in good hands as 2019 leading rusher Peterson Kerlegrand is back in the backfield for the 2021 season. The senior tailback paced the Sycamores in total attempts and rushing yards, while also recording the longest run from scrimmage on the team in the 2021 season.

Kerlegrand finished seventh overall in the Missouri Valley Football Conference in the 2019 season in rushing yards (746) and posted the ninth-highest all-purpose yardage totals (897) in the MVFC in his last live action on the field. The Fort Wayne, Ind. native recorded a career-high 208 all-purpose yards against Dayton in the 2019 season with a career-high 194 rushing yards coming on 17 carries against the Flyers. He finished fourth overall on the team with 19 catches for 151 yards to help pace the Sycamores on the year.

#### TIGHT END U

One of the more recently famous Indiana State alumni put the Sycamores on the map in current NFL player and 2020 tight end touchdown leader Robert Tonyan. Tonyan set a multitude of ISU marks over his career after starting his Sycamores' run at quarterback, before converting

to wide receiver in his junior season. Another recent tight end also has seen success in Dominique Dafney also lining up on the Packers this past season.

Indiana State has another former quarterback who has made the switch to a receiver position as redshirt senior and 2021 captain Zach Larkin made the switch back in 2017. The 6-5 athlete has continued to bulk up in the position on his way to putting 250-pounds on a solid frame. Larkin made his impact felt in the 2019 season after seeing action in all 12 games with 11 starts at tight end. He posted 12 catches for 109 yards and a touchdown - and more importantly - carved out a niche in the passing game down the stretch with at least one catch in each of the final seven games of the season.

#### POWERING THE TRENCHES

The Indiana State offensive line returns one of the deepest units in recent history as the Sycamores return starters at four of the five positions, while adding impressive depth through the transfer portal. Edwards returns to helm the unit, but center Alvin Clemons, left tackle Carter Herrin, right guard Jose Vazquez IV and right tackle Joel Stevens combine to provide a unit that has weathered the storm over the last season. Expect the unit to be ready for the battle.

#### ISU RECORD WHEN...

	2021	Mallory
When playing at home	1-1	8-11
When playing on road	1-1	6-13
When playing at a neutral site		-
When playing on grass	0-1	0-2
When playing on artificial surface	2-1	14-22
When scoring first	2-0	10-6
When opponent scores first	0-2	4-18
When leading after first quarter	1-0	7-1
When trailing after first quarter	0-2	3-20
When tied after first quarter	1-0	4-3
When leading at halftime	1-0	12-0
When trailing at halftime	0-2	1-22
When tied at halftime	1-0	1-2
When leading after three quarters	2-0	11-0
When trailing after three quarters	0-2	1-24
When tied after three quarters		2-0
When ISU has more/equal rushing yards	2-0	11-6
When opponent has more rushing yards	0-2	3-18
When ISU has more/equal passing yards	1-1	6-7
When opponent has more passing yards	1-1	8-17
When ISU has more/equal total yards	2-0	9-4
When opponent has more total yards	0-2	5-20
When ISU has more first downs	2-0	9-4
When opponent has more first downs	0-2	4-19
When first downs are equal		1-1
When ISU forces more turnovers	1-1	7-4
When opponent forces more turnovers	1-1	2-14
When turnovers are equal		5-6
In games decided by 3 points or fewer	1-0	4-4
In games decided by 7 points or fewer	1-0	6-4
In overtime games		1-1

#### RECORD BREAKDOWN

	2021	Streak	Under Mallory
Overall	2-1	W1	14-23
Home	1-1	L1	8-11
Road	1-1	W1	6-13
Overtime		W1	1-1
MVFC	0-1	L1	8-17
MVFC Home	0-1	L1	4-9
MVFC Road		W1	4-8

#### HOW ISU FARES AGAINST

##### ...the MISSOURI VALLEY FOOTBALL

OPPONENT	RECORD	LAST MET (RESULT)
Illinois State	31-38-2	Oct. 26, 2019 (L, 24-7)
Missouri State	14-20	Nov. 23, 2019 (W, 51-24)
North Dakota		
North Dakota State	1-9	Oct. 7, 2017 (L, 52-0)
Northern Iowa	5-29	Nov. 9, 2019 (L, 17-9)
South Dakota	2-4	Oct. 5, 2019 (L, 38-0)
South Dakota State	2-9	Sept. 25, 2021 (L, 44-0)
Southern Illinois	28-29	Nov. 2, 2019 (L, 23-14)
Western Illinois	17-26	Oct. 12, 2019 (W, 20-10)
Youngstown State	7-23	Nov. 16, 2019 (W, 24-17)
<b>TOTAL</b>	<b>107-187-2</b>	

#### SERIES BUSINESS

Series Record	USD leads 4-2
in Vermillion	USD leads 3-0
Most ISU Points	51 (Nov. 3, 2018 - W, 51-48)
Most USD Points	56 (Oct. 14, 2017 - L, 56-6)
Most Combined Points	99 (Nov. 3, 2018 - W, 51-48)
Biggest ISU Win	31 (Oct. 27, 2012 - W, 45-14)
Biggest USD Win	50 (Oct. 14, 2017 - L, 56-6)
Current Streak	USD won last game

# 2021 INDIANA STATE FOOTBALL

## ISU OFFENSE BY THE NUMBERS

# GAME 5 | AT SOUTH DAKOTA

11

Indiana State sits 11th overall in the Missouri Valley Football Conference in total scoring with 13.8 points per game.

10

Paced by strong games from Peterson Kerlegrand and Michael Haupert, the Sycamores sit 10th overall in the MVFC in rushing offense with 93.2 yards per game.

6

Thanks to the Sycamores' Wildcat offensive set, Indiana State is currently sixth overall in FCS in 4th Down Conversion rate at 50.0%

22

Rontrez Morgan paced the Indiana State offense and is currently third overall in receptions per game in the MVFC with 5.5 receptions per game.

22

Dante Hendrix set a new Indiana State record with catches in 22 consecutive games surpassing the record set by Robert Tonyan (2015-16).

10

Nine different Sycamores have caught passes in the 2021 season with Justin Dinka hauling in his first catch against South Dakota State.

### ISU OFFENSE IN THE MVFC

#### TEAM

Scoring Offense	13.8 (11th)
Touchdowns Scored	7 (11th)
Total Offense	239.8 (11th)
Rushing Offense	93.3 (10th)
Passing Efficiency	98.4 (10th)
Passing Offense	146.5 (8th)
First Downs	14.5 (11th)
3rd Down Conversions	30.0 (10th)
4th Down Conversions	50.0 (7-6th)
Time of Possession	28:51 (9th)
Red Zone Conversions	40.0 (11th)

#### INDIVIDUAL PER GAME (TOP 25 MVFC)

Total Offense	Anthony Thompson (95.8, 12th)
All-Purpose Yards/Game	Peterson Kerlegrand (65.3, 23rd)
Scoring	
Rushing Yards/Game	Peterson Kerlegrand (51.0, T-14th)
Rushing Touchdowns	Peterson Kerlegrand (1, T-17th)
Passing Yards/Game	Anthony Thompson (95.0, 8th)
Pass Efficiency	Anthony Thompson (101.9, 8th)
Passing Touchdowns	Anthony Thompson (2, 8th)
Receptions/Game	Rontrez Morgan (5.5, 3rd)
Receiving Yards/Game	Rontrez Morgan (43.3, 18th)
Total Receiving Yards	Rontrez Morgan (173, 12th)
Receiving TDs	Phazione McClurge (2, T-5th)

### MAGIC NUMBERS RECORD UNDER MALLORY

Score less than 24 points	5-18
Score 24 points or more	9-6
Score more than 30	5-3
Score more than 40	5-2
Score more than 50	3-1

### ADDITIONAL PLAYERS TO WATCH

#### #4 Rontrez Morgan, WR

2019: Started in five games ... Made 12 catches for 157 yards, including a touchdown against Eastern Illinois ... Had a season high four catches and 90 receiving yards against the Panthers.

#### #15 Daijon Collins, WR

2019: Saw the field in nine games ... Made 12 catches for 75 yards ... Had a season high five catches for 31 yards at South Dakota (10-5) ... Recorded two rushes for eight yards ... Had nine kick returns for 144 yards and a 20.6 yards per return average ... Went for a season long 29-yard return at South Dakota (10-5).

#### #73 Carter Herrin, OL

2019: Saw action in 10 games while starting three games on the offensive line ... Helped the Sycamores to 2,490 yards rushing and 16 touchdowns on the ground while the air attack went for 2,001 yards and 10 passing touchdowns.

#### #71 Alvin Clemons, OL

2019: Saw action in the final three games of the season, including two starts on the offensive line.

#### #67 Jose Vazquez IV, OL

2019: Earned MVFC Commissioner's Academic Excellence Award as well as MVFC Academic Honor Roll accolades ... Played in all 12 games while making nine starts on the offensive line ... Helped the Sycamores to 2,490 yards rushing and 16 touchdowns on the ground while the air attack went for 2,001 yards and 10 passing touchdowns.

#### #78 Joel Stevens, OL

2019: Earned MVFC Academic Honor Roll accolades ... Redshirted ... Saw action in one game.

### #5 | ANTHONY THOMPSON | QB | R-SR. | 6-1 | 210 | CHICAGO, ILL. | (NORTHERN ILL.)



#### Notes

Spent four years at Northern Illinois University ... Saw action in five games with the Huskies ... Played football at Mount Carmel High School ... Captained team to second round of the Illinois 7A state playoffs during senior season ... Passed for more than 900 yards each of the last two seasons with 27 total touchdowns

#### CAREER HIGHS

Passing Yards	132 at Northwestern (2021)
Attempts	34 at Northwestern (2021)
Completions	21 at Northwestern (2021)
Passing TD	2 at Eastern Kentucky (2021)
Rush Att	7 vs. South Dakota State (2021)
Rush Yards	7 vs. Eastern Illinois (2021)
Rushing TD	

#### 2021 PASSING STATS

GP	Effic	C-A-T	Pct	Yds	TD	Lng	Avg/G	Att	Gain	Loss	Net	Avg	TD	Lng	Avg/G
4	101.95	45-78-2	57.7	380	2	52	95.0	20	42	39	3	0.2	0	8	0.8

#### 2021 RUSHING STATS

GP	Att	Gain	Loss	Net	Avg	TD	Lng	Avg/G
4	61	212	8	204	3.3	1	19	51.0

### #9 | PETERSON KERLEGRAND | RB | SR. | 5-9 | 195 | FT. WAYNE, IND. | CONCORDIA LUTHERAN



#### 2019 Notes

Saw action in 11 games while making nine starts at running back ... Led the team with 746 total yards rushing on 126 carries for a 5.5 yards per carry average ... Rushed for three touchdowns which was tied for second on the team ... Averaged 67.8 rushing yards per game ... Fourth on the team with 19 receptions for 151 yards ... Had a season high two rushing touchdowns and a season long 60-yard rush against Dayton (9/7) ... Also recorded a career high 208 all-purpose yards against the Flyers

#### CAREER HIGHS

Rushing Att	23 vs. Eastern Kentucky (2019)
Rushing Yards	194 vs. Dayton (2019)
Long Rush	60 vs. Dayton (2019)
Rushing TD	2 vs. Dayton (2019)
Receptions	4 vs. Southern Illinois (2019)
Receiving Yds	50 vs. South Dakota St. (2021)
Receiving TD	

#### 2021 RUSHING STATS

GP	Att	Gain	Loss	Net	Avg	TD	Lng	Avg/G
4	61	212	8	204	3.3	1	19	51.0

#### 2021 RECEIVING STATS

GP	Rec	Yds	Avg	TD	Long	Avg/G
4	11	87	7.9	1	15	21.8

### #8 | DANTE HENDRIX | WR | R-JR. | 6-3 | 205 | FLORENCE, KY. | RANDALL K. COOPER



#### 2019 Notes

Earned MVFC Commissioner's Academic Excellence Award as well as MVFC Academic Honor Roll accolades ... Earned MVFC Second Team All-Academic honors ... Named First Team All-MVFC at wide receiver ... Started all 12 games for the Sycamores ... Led the team and ranked third in the MVFC with 653 receiving yards ... Ranks fifth in the League with 51 receptions ... Recorded 50 or more yards through the air in five games ... Recorded a season high 135 yards at No. 5 Northern Iowa

#### CAREER HIGHS

Receptions	11 vs. South Dakota (2018)
Receiving Yds	186 at Youngstown St. (2018)
Long Rec.	70 vs. Missouri State (2019)
Receiving TD	2, Twice

#### 2021 RECEIVING STATS

GP	Rec	Yds	Avg	TD	Long	Avg/G
1	5	52	10.4	0	25	52.0

### #7 | ZACH LARKIN | TE | R-SR. | 6-5 | 250 | HAMILTON, OHIO | BADIN



#### 2019 Notes

Earned MVFC President's Council Academic Honors, Commissioner's Academic Excellence Award as well as MVFC Academic Honor Roll accolades ... Saw action in all 12 games while starting 11 games at tight end ... Finished the year with 12 catches for 109 yards and a touchdown ... Recorded a touchdown catch against South Dakota State ... Had at least one reception in the final seven games of the season

#### CAREER HIGHS

Receptions	5 vs. South Dakota St. (2021)
Receiving Yds	42 vs. South Dakota St. (2021)
Long Rec.	23 vs. Missouri State (2019)
Receiving TD	1, Twice

#### 2021 RECEIVING STATS

GP	Rec	Yds	Avg	TD	Long	Avg/G
4	11	87	7.9	1	15	21.8

### #55 | ISAIAH EDWARDS | OL | R-SR. | 6-7 | 340 | KATY, TEXAS | (INDEPENDENCE C.C.)



#### 2018 Notes

Earned Honorable Mention All-MVFC ... Named to the MVFC All-Newcomer Team ... Started every game in 2018 at left guard ... Helped the Sycamores to 241.5 rushing yards per game to rank 14th in the country ... ISU finished with 2,656 rushing yards and 30 touchdowns this season after a 2017 season when ISU ran the ball for just 1,185 yards and seven rushing scores ... Key in the passing game as the Sycamores threw for 2,559 yards and 18 touchdowns ... The Sycamores finished the regular season seventh nationally, converting 42-of-46 (91.3 percent) chances in the red zone ... Four different Sycamores (Keys, McCoy, Boyle, Kerlegrand) rushed for 100 or more yards this season

**SYCAMORES OF NOTE**  
100-yard rushing games (Season)

**100-yard rushing games (Career)**  
Peterson Kerlegrand .....3

**100-yard receiving games (Season)**

**100-yard receiving games (Career)**  
Dante Hendrix .....3  
Rontrez Morgan .....1  
Dakota Caton .....1

**200-yard passing games (Season)**

**200-yard passing games (Career)**  
Kurtis Wilderman .....1

**Multi-rushing touchdown games (Season)**

**Multi-rushing touchdown games (Career)**  
Peterson Kerlegrand .....1

**Multi-receiving touchdown games (Season)**  
Phazione McClurge .....1

**Multi-receiving touchdown games (Career)**  
Dante Hendrix .....2  
Rontrez Morgan .....1  
Phazione McClurge .....1

**Multi-passing touchdown games (Season)**

**Multi-passing touchdown games (Career)**  
Kurtis Wilderman .....2

ISU OFFENSE STORYLINES

**Rontrez Streaking**

Much has been made about Dante Hendrix's 22-game reception streak and rightly so, but Rontrez Morgan has quietly put together a streak of his own as the senior wide receiver has recorded receptions in every game he's lined up in dating back to the 2018 season. Morgan recorded multiple catches in all five games he lined up in the 2019 season and has continued that trend through the first four games in 2021, including a nine-catch contest earlier this season at Northwestern. Morgan has already eclipsed his single-season high with 22 catches this season and paces the Sycamores with 173 receiving yards on the year. He added three catches for 31 yards to his totals this past weekend against South Dakota State.

**Kerlegrand Bulldozing His Way**

Senior running back Peterson Kerlegrand has been the definition of a workhorse back for the Sycamores this season as the Fort Wayne, Ind. enters the week as one of just three players in the MVFC to have posted over 60 carries in the 2021 season. Kerlegrand opened the 2021 season with a 19-carry, 73-yard game with a touchdown in the Sycamores' 26-21 win over Eastern Illinois. After leading Indiana State in carries in each of the last two games, Kerlegrand again put the Sycamores offense on his back in the MVFC opener against South Dakota State. The senior recorded a season-high 21 carries for 76 yards and added two catches for 50 yards to highlight Indiana State's efforts this past weekend.

**Spreading the Wealth**

One aspect of Indiana State's offense that cannot be overlooked in the 2021 season is the Sycamores ability to spread the ball around to various receivers. Following the first four games of the year, 10 different players have recorded at least one catch on the season, while eight of the 10 have recorded multiple catches on the year. Justin Dinka became the 10th player to record a catch with a one-yard reception in the first quarter against South Dakota State. Overall, Rontrez Morgan (22), Phazione McClurge (12), and Zach Larkin (11) have all recorded double-digit catches on the year and will continue to be the primary targets for the Indiana State offense moving forward.

**Quarterbacks Making an Impact**

Indiana State continues to utilize two different quarterbacks

with multiple skill-sets in the 2021 season and will look to continue this trend moving forward as Anthony Thompson and Kurtis Wilderman are expected to be on the field this week against South Dakota. Thompson drew the start in the first three games of the year and enters the weekend going 45-of-78 through the air for 380 yards with two passing touchdowns while adding an additional dimension on the ground with 20 carries. Wilderman took over the reins in the second half of the Eastern Kentucky game and led the game-winning drive in the Sycamores' 23-21 win over the Colonels. He followed up with his first start of the year this past weekend against South Dakota State and is 21-of-40 through the air for 206 yards. INS will continue to utilize both QBs this season as the Sycamores head into the heart of conference play.

**Phazione Breaking Loose**

Indiana State wide receiver Phazione McClurge has broken out in a major way over the last three weeks as he's taken a leading role in the passing game following early season injuries to the position group. The Chicago, Ill. native stepped right into a key position and made an impact in his first game of the season at Northwestern finishing with three catches for 26 yards in the loss to the Wildcats. The following week, McClurge drew his first start in the Sycamore Blue & White and the move paid dividends as the Cornell transfer finished with a team-high six catches for 75 yards and added two touchdowns in earning MVFC Newcomer of the Year honors. Following this past weekend against South Dakota State, McClurge sits 13th in the MVFC with 12 catches, while his two touchdowns put him tied for fifth in the conference.

**Larkin Career Game**

Indiana State redshirt senior tight end Zach Larkin has quietly become one of the top receiving targets in the MVFC this season as the Hamilton, Ohio native has increased his receiving totals in each of the four games played. Larkin has recorded at least one reception in each of the last 11 games dating back to the 2019 season when he recorded two catches against Western Illinois. Over the last two weekends against Eastern Kentucky and South Dakota State, the converted quarterback has equaled or eclipsed his previous single-game receiving totals with a three-catch game against Eastern Kentucky, before breaking out against the Jackrabbits with a career-high five catches for 42 yards against SDSU.

**MVFC Offensive POTW**

Week 1.....Jaleel McLaughlin, TB, Youngstown State  
..... Nic Baker, QB, Southern Illinois  
Week 2.....Xavier Lane, WR, Missouri State  
Week 3.....Connor Sampson, QB, Western Illinois  
Week 4.....Pierre Strong, Jr., RB, South Dakota State

**MVFC Offensive Lineman OTW**

Week 1.....Matt Waletzko, OL, North Dakota State  
Week 2.....Cordeil Volson, OL, North Dakota State  
Week 3.....Alex Jensen, OL, South Dakota  
Week 4.....Garret Greenfield, South Dakota State

**MVFC Offensive Newcomer**

Week 1.....Jason Shelly, QB, Missouri State  
.....Chris Oladokun, QB, South Dakota State  
Week 2.....Xavier Lane, WR, Missouri State  
Week 3.....Phazione McClurge, WR, Indiana State  
Week 4.....Jason Shelly, QB, Missouri State

OFFENSIVE PLAYERS CAREER HIGHS IN A GAME

**#17 KURTIS WILDERMAN - QB**

Comp. 19, Twice  
Attempts 31 vs. South Dakota St. (2019)  
Pass Yds 220 at Northern Iowa (2019)  
Long Pass 69 vs. Eastern Ill. (2019)  
Pass TD 2, Twice  
Rushes 15 vs. Eastern Illinois (2019)  
Rush Yds 50 vs. Eastern Illinois (2019)

**#4 RONTREZ MORGAN - WR**

Rec. 9, Twice  
Rec. Yds 155 vs. South Dakota St. (2018)  
Rec. TD 2 vs. South Dakota St. (2018)  
Long Rec. 69 vs. Eastern Ill. (2019)

**#15 DAIJON COLLINS - WR**

Rec. 5 vs. South Dakota (2019)  
Rec. Yds 31 vs. South Dakota (2019)

**#21 MATAE THOMAS - TE**

Rec. 3 vs. South Dakota St. (2019)  
Rec. Yds 52 vs. South Dakota St. (2019)  
Rec. TD 1 vs. South Dakota St. (2019)  
Long Rec. 28 vs. South Dakota St. (2019)

**#29 PHAZIONE MCCLURGE - WR**

Rec. 6 at Eastern Kentucky (2021)  
Rec. Yds 75 at Eastern Kentucky (2021)  
Rec. TD 2 at Eastern Kentucky (2021)  
Long Rec. 24 at Eastern Kentucky (2021)



# DISRUPTIVE

## INOKE MOALA

Coming off the edge, it's hard to argue there is anyone better than Indiana State's Inoke Moala once he picks up a head of steam. The redshirt senior defensive end has started 15 games over the last two seasons and returns as one of the most disruptive forces in the Missouri Valley Conference heading into the season.

Moala is coming off a 2019 season that saw the Mishawaka, Ind. native finish second on the Indiana State roster with 12.5 tackles for loss and 3.5 sacks. He also added a dominant performance in the ISU passing game with six pass breakups and four quarterback hurries.

Moala burst onto the scene in the 2019 season with two fumble recoveries, including one in the end zone for a touchdown against Kansas. He added a season-high eight tackles against Eastern Kentucky and posted a 3.5 tackle for loss game against Western Illinois.

He was recognized on the preseason MVFC All-Conference Honorable Mention team and was a Phil Steele Second Team All-Conference selection.

### THE MOALA FILE

INDIANA STATE RETURNING LEADER WITH

**12.5**

TACKLES FOR LOSS IN 2019

SITS AMONG THE ISU ALL-TIME LEADERS WITH

**27.0**

CAREER TACKLES FOR LOSS

PACES THE DEFENSIVE LINE WITH A CAREER

**36**

GAMES PLAYED

#### DEFENSIVE POWER

The Sycamores defensive line will be one of the groups that will headline the team heading into the 2021 season. Indiana State returns a strong trio that gained valuable experience and provided stability up front to a unit that finished among the FCS' best in a multitude of categories. Overall, the Sycamores finished among the nation's best in third-down conversion defense, fourth-down conversion defense, passing yards allowed, total defense, team sacks, and team tackles for loss.

The Sycamores will look to ride the trio of Kaleb Brewer, Inoke Moala, and Henrik Barndt into the year to keep up their success in their first action since the conclusion of the 2019 season. Moala returns after finishing second on the team and among the conference leaders with 12.5 tackles for loss, while Brewer was third on the team with 10.5 tackles for loss. Barndt returns to the middle of the line after pacing the Sycamores with 5.0 sacks on the season.

#### Sycamores among the FCS' Top Defenses in 2019

3rd Down Conversions	30.7%, 4th in FCS
4th Down Conversions	36.4%, 11th in FCS
Total Defense	338.3, 22nd in FCS
Team Sacks	2.25, 48th in FCS
Team Tackles for Loss	7.0, 35th in FCS

#### You Shall Not...Pass

Indiana State's pass defense sat among the nation's best when the team last took the field in the 2019 season. The Sycamores utilized the strength of their defensive line and the playmaking ability of their defensive backs to sit among the top defenses in the country against the pass.

The playmaking disruption along the defensive line played a key part in the pass defense rankings with both Moala and Brewer sitting among the team's best in pass breakups. Moala tied for third overall on the team with six breakups and four quarterback hurries, while Brewer added five breakups and two hurries.

Overall, Moala, Brewer, and Barndt combined for 11.0 sacks, 30.0 tackles for loss, 13 pass breakups, and eight quarterback hurries.

#### Indiana State Pass Defense in the FCS Rankings

Interceptions	9, 72nd in FCS
Passing Yards Allowed	162.9, 3rd in FCS
Scoring Defense	22.8, 30th in FCS
Team Pass Effic. Defense	113.70, 9th in FCS
Turnovers Gained	20, 47th in FCS

#### TOP 10 TEAM SACK GAMES UNDER MALLORY

5.0	Eastern Illinois, Aug. 31, 2017
<b>5.0</b>	<b>Eastern Illinois, Aug. 28, 2021</b>
4.0	Western Illinois, Oct. 12, 2019
4.0	Eastern Kentucky, Sept. 14, 2019
4.0	Youngstown State, Nov. 4, 2017
3.0	Six Times

#### TOP 10 INDIVIDUAL SACK PERFORMANCES UNDER MALLORY

2.0	Clayton Glasco, Western Ill., 2019
2.0	Jonas Griffith, Illinois St., 2017
<b>2.0</b>	<b>Inoke Moala, Eastern Illinois, 2021</b>
1.5	Inoke Moala, Eastern Ky., 2019
1.5	Matt Thompson, Louisville, 2018
1.5	Jonas Griffith, Youngstown St., 2017
1.5	Katrell Moss, Youngstown St., 2017
1.5	Inoke Moala, Eastern Ill., 2017
1.5	Evan Gill, Eastern Ill., 2017

#### TOP 10 TEAM TFL GAMES UNDER MALLORY

12.0	Illinois State, Sept. 30, 2017
11.0	Kansas, Aug. 31, 2019
10.0	Western Illinois, Oct. 12, 2019
10.0	South Dakota, Nov. 3, 2018
9.0	Southern Illinois, Nov. 2, 2019
<b>9.0</b>	<b>Eastern Illinois, Aug. 28, 2021</b>
<b>9.0</b>	<b>at Northwestern, Sept. 11, 2021</b>
8.0	South Dakota State, Oct. 19, 2019
8.0	Western Illinois, Nov. 11, 2017
7.0	Seven Times

#### TOP 10 INDIVIDUAL TFL PERFORMANCES UNDER MALLORY

4.5	Jonas Griffith, Western Ill., 2018
3.5	Inoke Moala, Western Ill., 2019
3.5	Katrell Moss, South Dakota, 2018
3.0	Clayton Glasco, Kansas, Aug. 31, 2019
3.0	Kaleb Brewer, Kansas, Aug. 31, 2019
3.0	Clayton Glasco, South Dakota, 2019
3.0	Clayton Glasco, Western Ill., 2019
3.0	Jonas Griffith, Illinois St., 2017
2.5	Kaleb Brewer, Southern Ill., 2019
2.5	Clayton Glasco, Eastern Ill., 2019
2.5	Pishon Powell, Youngstown St., 2018
2.5	Inoke Moala, Tennessee, 2017
2.5	Rondell Green, Illinois St., 2017



# SHUTDOWN

## MICHAEL THOMAS

It did not take long for Michael Thomas to acclimate to the other side of the ball as the wide receiver made the transition to safety at the start of the 2019 season. The Corona, Calif. native started all 12 games and paced the backline of the defense to one of the best seasons in program history.

Thomas finished third overall on the team with 73 total tackles, including 39 solo stops on the year. Included in this stretch was a pair of double-digit tackling efforts against South Dakota State (10) and the season-ending Missouri State (12). He added three more games with at least eight tackles to highlight the Sycamores' defensive efforts on the year.

Thomas will look to keep things rolling this year and will anchor the defensive unit with redshirt junior cornerback Mekhi Ware. Thomas finished tied for the team lead with two interceptions and added three pass breakups, while also pacing the team with three forced fumbles on the year.

### TOP 5 OFFENSIVE PERFORMANCES UNDER MALLORY

#### Total Offense

- 569 ..... at South Dakota State, Oct. 6, 2018
- 543 ..... at Liberty, Sept. 16, 2017
- 537 ..... at Eastern Illinois, Sept. 15, 2018
- 509 ..... vs. South Dakota, NNov. 3, 2018
- 505 ..... vs. Dayton, Sept. 7, 2019

#### Rushing Yards

- 358 ..... vs. Dayton, Sept. 7, 2019
- 339 ..... vs. Quincy, Aug. 30, 2018
- 328 ..... at Eastern Illinois, Sept. 15, 2018
- 325 ..... at Missouri State, Nov. 23, 2019
- 316 ..... vs. South Dakota, Nov. 3, 2018

#### Passing Yards

- 436 ..... at Liberty, Sept. 16, 2017
- 351 ..... at Youngstown State, Oct. 27, 2018
- 276 ..... at South Dakota State, Oct. 6, 2018
- 265 ..... vs. Youngstown State, Nov. 4, 2017
- 234 ..... at South Dakota, Oct. 5, 2019

#### Points

- 55 ..... at Eastern Illinois, Sept. 15, 2018
- 51 ..... at Missouri State, Nov. 23, 2019
- 51 ..... at South Dakota State, Oct. 6, 2018
- 51 ..... vs. South Dakota, Nov. 3, 2018
- 49 ..... vs. Quincy, Aug. 30, 2018

### TOP 5 DEFENSIVE PERFORMANCES UNDER MALLORY

#### Total Defense

- 159 ..... vs. Quincy, Aug. 30, 2018
- 200 ..... vs. Eastern Illinois, Sept. 21, 2019
- 214 ..... vs. Western Illinois, Oct. 12, 2019
- 248 ..... vs. Eastern Kentucky, Sept. 14, 2019
- 275 ..... at Northwestern, Sept. 11, 2021**

#### Rushing Yards

- 46 ..... at Eastern Illinois, Sept. 15, 2018
- 56 ..... at Illinois State, Sept. 30, 2017
- 76 ..... vs. Eastern Illinois, Aug. 31, 2017
- 81 ..... vs. Quincy, Aug. 30, 2018
- 82 ..... at Eastern Kentucky, Sept. 18, 2021**

#### Passing Yards

- 11 ..... at Illinois State, Oct. 26, 2019
- 66 ..... at Northwestern, Sept. 11, 2021**
- 72 ..... vs. Southern Illinois, Nov. 2, 2019
- 78 ..... vs. Quincy, Aug. 30, 2018
- 100 ..... vs. Eastern Kentucky, Sept. 14, 2019

#### Points

- 0 ..... vs. Quincy, Aug. 30, 2018
- 6 ..... vs. Eastern Illinois, Sept. 14, 2019
- 7 ..... vs. Eastern Kentucky, Sept. 7, 2019
- 10 ..... vs. Western Illinois, Oct. 12, 2019
- 13 ..... at Western Illinois, Nov. 17, 2018

## THE THOMAS FILE

LEADS THE INDIANA STATE RETURNERS WITH

**73**

TOTAL TACKLES

LED THE SYCAMORES IN THE 2019 SEASON WITH

**3**

FORCED FUMBLES

POSTED FOUR CAREER GAMES WITH

**10+**

TACKLES IN A SINGLE GAME

### PASS DEFENSE VETERANS

Michael Thomas, Mekhi Ware, J.J. Henderson, Ty Hambright. The talent and strength abounds within the defensive backfield as Indiana State is poised to remain among the FCS' elite heading into the 2021 season. Thomas, Ware, and Hambright have all seen starting time in the defensive backfield over the last few years, while Henderson brings four-year starting experience after transferring in from Stetson.

Thomas will get a majority of the attention after earning Preseason All-MVFC honors heading into the 2021 season, but Ware is right up there with Thomas in deserving outside attention and recognition this season. Ware made 10 starts in the 2019 season and finished sixth on the team with 39 tackles (21 solo) while starting at cornerback. The redshirt junior paced the team with 11 pass breakups to finish tied for sixth in the MVFC in the category. He added 1.5 tackles for loss and a fumble recovery.

Henderson came to the Sycamores by way of DeLand, Fla. and was a First Team All-PFL selection in 2019 after starting 10 games and recording 52 tackles. He led the Pioneer League with 18 total passes defended on his way to earning team defensive player of the week honors on three separate occasions.

Hambright redshirted in the 2019 season, but the Fort Wayne, Ind. native brings valuable experience to squad at the strong safety position. He's seen action in 10 games heading into the 2021 season and has a nose for the football with a pair of games with at least seven tackles.

### PATROLLING THE MIDDLE

The trio of linebackers in the middle of the defense will look to keep the opposing offenses from moving down the field as they bridge the gap from the line to the second level. Kelvin Broome Jr., Heath Stephen II, and 2021 captain Matt Thompson all draw the first snaps heading into the season and will look to pace Defensive Coordinator Brad Wilson's unit on the field.

Thompson brings back the most experience in the lineup after seeing action in 30 games over the last three seasons. The Merrillville, Ind. native was fifth on the team in tackles in 2019 with 40 tackles, including a pair of fumble recoveries against Missouri State and Illinois State.

Stephen II transferred in from Monroe College as a two-year letterman earning 55 tackles with 30 solo stops in two seasons. Broome saw action in all 12 games in the 2019 season and is looking to step up opposite Thompson on the field this year.

# 2021 INDIANA STATE FOOTBALL

## ISU DEFENSE BY THE NUMBERS

48

Indiana State's defense sits 48th overall in FCS in total defense allowing 364.2 yards per game.

66

Indiana State's defense enters the weekend sitting 66th overall in FCS in third-down conversion percentage defense allowing a 38.9% conversion rate.

17

The Sycamores are currently 17th overall in FCS in fumbles recovered on the year with four.

41

Thanks to Michael Thomas' two interceptions against Eastern Illinois and Ty Hambright's interception against Northwestern, the Sycamores defense is currently 41st in FCS in total interceptions with three

43

The Sycamores sit 43rd in FCS and sixth in the MVFC in sacks per game with 2.25.

32

Indiana State sits 32nd overall in the FCS and third in the Missouri Valley Football Conference with 6.8 tackles for loss per game.

# GAME 5 | AT SOUTH DAKOTA

## ISU DEFENSE IN THE MVFC

### TEAM PER GAME

Scoring Defense	27.5 (9th)
Total Defense	364.4 (8th)
Rushing Defense	160.0 (9th)
Passing Defense	204.3 (5th)
First Downs Allowed	18.8 (8th)
3rd Down Conversions	38.9 (8th)
4th Down Conversions	57.1 (8th)
Sacks	9 (T-4th)
Red Zone Conversions	81.8 (9th)

### INDIVIDUAL

Interceptions	Michael Thomas (2, T-2nd)
Interception Return Yards	Michael Thomas (75, T-3rd)
Tackles	Michael Thomas (7.8, 6th)
Sacks	Inoke Moala (2.5, T-1st)
Tackles for Loss	Inoke Moala (6.5, 1st)
Fumbles Forced	
Fumbles Recovered	
Passes Defended	Mekhi Ware/Michael Thomas (4, T-2nd)

## MAGIC NUMBERS RECORD UNDER MALLORY

Allows 24 points or less	11-8
Allows more than 24 points	3-16

## ADDITIONAL PLAYERS TO WATCH

### #92 Henrik Barndt, DL

2019: Earned MVFC Academic Honor Roll accolades ... Played in all 12 games on the defensive line while starting nine games ... Led the team with 4.5 sacks for 27 yards ... Finished the year with 32 total tackles including 12 solo stops ... Recorded 6.5 tackles-for-loss for 33 yards ... Credited with two pass breakups and a pair of quarterback hurries ... Forced one fumble against Western Illinois (10/12)

### #93 Lucas Hunter, DL

2019: Earned MVFC Academic Honor Roll accolades ... Saw action in all 12 games ... Made 13 tackles on the defensive line, including three solo stops ... Credited with 1.5 tackles-for-loss ... Had a season high four tackles in the season finale at Missouri State (11/23) ... Credited with a tackle-for-loss at Illinois State (10/26)

### #34 Kelvin Broome Jr., LB

2019: Earned MVFC Academic Honor Roll accolades ... Saw the field in all 12 games for the Sycamores ... Finished the year with eight tackles, including three solo stops ... Credited with one quarterback hurry ... Went for a season high three tackles at South Dakota (10/5)

### #9 Heath Stephen II, LB

Monroe College: A two-year letterman at Monroe College in New York ... Recorded 55 tackles from the linebacker position, including 30 solo tackles in two seasons ... Finished with three sacks and 12.5 tackles-for-loss ... Forced three turnovers with two interceptions and a forced fumble over 16 career games with the Mustangs ... Played two seasons at Columbia High School under head coach Gary Mobley ... Also ran track in high school.

### #12 JJ Henderson, DB

Stetson: Spent the last four seasons at Stetson ... Was a first team All-PFL selection in 2019 after recording 52 tackles in 10 games played, all starts ... He did not play in the game against Butler ... Had a season-high eight tackles in the win at Jacksonville (11/2) ... Was credited with a forced fumble in the game at Marist (9/14) ... Had interceptions in the games against San Diego (11/9) and Morehead State (11/23) ... Led the PFL with 18 total passes defensed

### #32 Ty Hambright, DB

2019: Redshirted ... Started three games for the Sycamores ... Recorded 14 tackles, including six solo stops ... Had a season high seven tackles in a win over Eastern Kentucky (9/14)

### #13 | INOKE MOALA | DL | R-SR. | 6-4 | 250 | MISHAWAKA, IND. | PENN



#### 2019 Notes

Earned MVFC Academic Honor Roll accolades ... Finished the year with 31 tackles including 14 solo stops ... Accounted for 12.5 tackles-for-loss for 44 yards which ranked second on the team ... Recorded 3.5 sacks for 22 yards ... Credited with six pass breakups and four quarterback hurries ... Forced two fumbles while recovering a two fumbles ... Recovered two fumbles, including one in the end zone to score a touchdown in the season opener against Kansas (8/31) ... Had a season high eight tackles vs. EKU

#### CAREER HIGHS

Tackles	7, Three Times
TFL	3.5 vs. Western Illinois (2019)
Sack	2.0 vs. Eastern Illinois (2021)
INT	
FF	2 vs. Eastern Kentucky (2019)
FR	2 vs. Kansas (2019)

#### 2021 DEFENSIVE STATS

GP-GS	ST	AT	TT	TFL	Sacks	Int	PBU	QBH	FR-YDS	FF	Bik	Saf
4	10	3	13	6.5-29	2.5-19	.	.	2	.	.	.	.

### #1 | MICHAEL THOMAS | DB | R-JR. | 6-2 | 210 | CORONA, CALIF. | NORCO



#### 2019 Notes

Earned MVFC Commissioner's Academic Excellence Award as well as MVFC Academic Honor Roll accolades ... Started all 12 games ... Was third on the team with 73 tackles, including 39 solo stops ... Recorded eight or more tackles in five games ... Ranked 11th in tackles during Missouri Valley Football Conference play with 58 stops ... Forced three fumbles on the year with back-to-back forced fumbles against Illinois State and SDSU ... Had two interceptions with the first coming against WIU and the second against YSU

#### CAREER HIGHS

Tackles	12 vs. Missouri State (2019)
TFL	1.0 vs. South Dakota State (2019)
Sack	
INT	2 vs. Eastern Illinois (2021)
FF	1, Three Times
FR	

#### 2021 DEFENSIVE STATS

GP-GS	ST	AT	TT	TFL	Sacks	Int	PBU	QBH	FR-YDS	FF	Bik	Saf
4	17	14	31	.	.	2-75	2	1	.	.	.	.

### #3 | MEKHI WARE | DB | R-JR. | 6-1 | 200 | INGLEWOOD, CALIF. | CULVER CITY



#### 2019 Notes

Played in 11 games, making 10 starts in the defensive backfield ... Ranked sixth on the team with 39 tackles ... Made 21 solo tackles while assisting on 18 stops ... Credited with 11 pass breakups and one quarterback hurry ... Recovered on fumble against Eastern Illinois (9/21) ... Credited with a season high five tackles against Youngstown State

#### CAREER HIGHS

Tackles	7, Twice
TFL	
Sack	
INT	1, Twice
FF	
FR	1 vs. Eastern Illinois (2019)

#### 2021 DEFENSIVE STATS

GP-GS	ST	AT	TT	TFL	Sacks	Int	PBU	QBH	FR-YDS	FF	Bik	Saf
4	5	2	7	.	.	.	4	.	.	.	.	.

### #54 | KALEB BREWER | DL | R-SR. | 6-5 | 260 | BLOOMINGTON, IND. | BLOOMINGTON NORTH



#### 2019 Notes

Played in all 12 games while starting nine games on the defensive line ... Finished with 33 stops on the year, including 19 unassisted tackles ... Recorded 10.5 tackles-for-loss on the year for a total of 44 yards ... Made 2.5 sacks on the season while being credited with two quarterback hurries ... Credited with five pass breakups and one forced fumble ... Went for a season high seven tackles in a win over Youngstown State (11/16) ... Had a season high 3.0 TFL while also forcing a fumble against Kansas (8/31) to open the year

#### CAREER HIGHS

Tackles	7 vs. Youngstown State (2019)
TFL	3.0 vs. Kansas (2019)
Sack	1.0, Twice
INT	
FF	1 vs. Kansas (2019)
FR	

#### 2021 DEFENSIVE STATS

GP-GS	ST	AT	TT	TFL	Sacks	Int	PBU	QBH	FR-YDS	FF	Bik	Saf
4	3	4	7	2.0-9	1.5-7	.	.	4	.	.	.	.

### #43 | MATT THOMPSON | LB | R-SR. | 6-0 | 210 | MERRILLVILLE, IND. | (SAINT JOSEPH'S COLL.)



#### 2019 Notes

Saw action in all 12 games, making four starts at linebacker ... Fifth on the team with 40 tackles, including 19 solo stops ... Credited with two tackles-for-loss and one sack for seven yards ... Deflected one pass and credited with two quarterback hurries ... Recovered two fumbles on the season with one coming against Missouri State (11/23) and the other against Illinois State (10/26) ... Recorded a season high eight tackles against Western Illinois (10/12)

#### CAREER HIGHS

Tackles	11 at Northwestern (2021)
TFL	2.0 at Northwestern (2021)
Sack	1.5 vs. Louisville (2018)
INT	
FF	1 vs. Louisville (2018)
FR	1, Three Times

#### 2021 DEFENSIVE STATS

GP-GS	ST	AT	TT	TFL	Sacks	Int	PBU	QBH	FR-YDS	FF	Bik	Saf
4	11	4	15	2.0-9	1.0-7	.	.	.	.	.	.	.

# 2021 INDIANA STATE FOOTBALL

## ISU DEFENSE STORYLINES

### No Stopping Inoke

Inoke Moala ran his tackle-for-loss streak to five consecutive games dating back to the end of the 2019 season as the redshirt senior picked up an early TFL in the first quarter on Saturday afternoon against South Dakota State. The Mishawaka, Ind. native leads the Sycamores with 6.5 tackles for loss through the first four games of the season and sits among the MVFC leaders in the category, as well as in total sacks on the year. Moala continues to press the opposition at the point of attack this year as he continues the streak that started in the 2019 season finale against Missouri State when he picked up a sack/TFL. His ability to get into the backfield will be key to the Sycamores' defensive efforts the rest of the way as he leads a unit that boasts 27.0 TFL and nine sacks in the 2021 season.

### Double-Digit Mike

Michael Thomas opened the season with a double-digit tackle night against Eastern Illinois. After ranking second on the Sycamores in tackles in each of the last two contests, Thomas was back atop the team leaderboard with 10 more stops against South Dakota State as the redshirt junior safety continues to excel as the starting free safety. The Corona, Calif. native has been among the conference's top defensive backs since making the position shift in the 2019 season from wide receiver and currently leads the Sycamores in tackles (31) and interceptions (2), while adding two more pass breakups and a quarterback hurry.

### What Can Brown Do For You?

Freshman linebacker Geoffrey Brown has been among the top defensive players for the Sycamores this season after assuming a starting role against Eastern Kentucky. Indiana State's defense shifted to more of a nickel and dime defensive set which has allowed Brown the opportunity to showcase his playmaking abilities and his agility on the field in the two-linebacker set. Brown led the team with seven tackles and added 1.5 tackles for loss in his first collegiate start against Eastern Kentucky. This past weekend, he tied for fourth on the team with four tackles and added a quarterback hurry against South Dakota State. Brown currently sits tied for second on the team in tackles (15) and tackles for loss (3.5), while adding one sack and one quarterback hurry.

### Brewer Impact

Much has been spoken about the impact of Inoke Moala has on the opposing defensive lines, but the Sycamores have another impact edge rusher as the calendar turns into October. Redshirt senior Kaleb Brewer has continued to pressure the quarterback and enters the weekend leading the Sycamores with four quarterback hurries, while adding 2.0 tackles for loss and 1.5 sacks on the year. Brewer has been especially efficient over the last two contests with back-to-back games that featured a pair of QB hurries as the 6-5 athlete has imposed his will on the backfield. The Sycamores have recorded 27.0 tackles for loss and nine sacks on the season and will look to add to their totals this weekend against an offensive line that is allowing 2.5 sacks and 7.0 tackles for loss per contest.

### Knock It Down

Indiana State's secondary has played a major part to the defense's success this season with four different players sitting among the top-15 in the Missouri Valley Football Conference in pass breakups on the year. The Sycamores have utilized a blend of newcomers and returning talent to sit among the conference leaders in the category on the year. Mekhi Ware is tied for the conference lead with four pass breakups on the year, while Dwayne Thompson II and JJ Henderson are both tied for sixth in the conference with three knockdowns on the year. Michael Thomas is also sitting among the conference leaders following his two pass breakups in the opening game of the season. The Sycamores have knocked down a total of 17 passes in the 2021 season with eight different players recording a knockdown on the season.

### Defense in the End Zone

Indiana State is among the national leaders in defensive touchdowns heading into the fifth game of the 2021 season. The Sycamores have recorded two touchdowns on the year from the defensive side of the ball with Michael Thomas going 75 yards for the game-clinching pick-six in the opening against Eastern Illinois. Two weeks later, Indiana State's punt return defense unit was in the end zone as Hunter Lunsford picked up a fumble on an Eastern Kentucky muffed punt snap and scored in the Sycamores' eventual 23-21 win over the Colonels. Both of Indiana State's wins in the 2021 season have featured defensive scores.

# GAME 5 | AT SOUTH DAKOTA

## SYCAMORES OF NOTE

<b>Double-Digit Tackling games (Season)</b>	2
Michael Thomas.....	1
Matt Thompson .....	1
<b>Double-Digit Tackling games (Career)</b>	4
Michael Thomas.....	1
Matt Thompson .....	1
<b>Multi-Sack games (Season)</b>	1
Inoke Moala.....	1
<b>Multi-Sack games (Career)</b>	3
Inoke Moala.....	1
Matt Thompson .....	1
<b>Multi-Tackle For Loss games (Season)</b>	3
Inoke Moala.....	2
Geoffrey Brown.....	1
Matt Thompson .....	1
<b>Multi-Tackle for Loss games (Career)</b>	9
Inoke Moala.....	3
Kaleb Brewer.....	2
Matt Thompson.....	2
Geoffrey Brown.....	1
Henrik Barndt.....	1
<b>Multi-Interception games (Season)</b>	1
Michael Thomas.....	1
<b>Multi-Interception games (Career)</b>	1
Michael Thomas.....	1
<b>Multi-Forced Fumble games (Season)</b>	1
<b>Multi-Forced Fumble games (Career)</b>	1
Inoke Moala.....	1
<b>Multi-Fumble Recovered games (Season)</b>	1
<b>Multi-Fumble Recovered games (Career)</b>	1
Inoke Moala.....	1

## MVFC Defensive POTW

Week 1.....	Michael Thomas, DB, Indiana State
Week 2.....	Spencer Cuvelier, LB, Northern Iowa
Week 3.....	Brayden Deming, DE, Illinois State
Week 4.....	Darius Joiner, DB, Western Illinois

## MVFC Defensive FOTW

Week 1.....	
Week 2.....	
Week 3.....	
Week 4.....	

## DEFENSIVE PLAYERS CAREER HIGHS IN A GAME

### #6 KRIS REID, JR. - DL

Tackles	5, Twice
TFL	1.0, Four Times
Sacks	
INT	
FF	
FR	

### #92 HENRIK BARNDT - DL

Tackles	5, Twice
TFL	1.5 vs. Western Illinois (2019)
Sacks	
INT	
FF	1 vs. Western Illinois (2019)
FR	

### #93 LUCAS HUNTER - DL

Tackles	4 vs. Missouri State (2019)
TFL	1.0 vs. Illinois State (2019)
Sacks	
INT	
FF	
FR	

### #34 KELVIN BROOME - LB

Tackles	3, Twice
TFL	1.0, Twice
Sacks	
INT	
FF	
FR	

### #9 HEATH STEPHEN II - LB

Tackles	6 vs. Eastern Illinois (2021)
TFL	1.0, Twice
Sacks	1.0, Twice
INT	
FF	
FR	

### #12 JJ HENDERSON - DB

Tackles	3, Three Times
TFL	1.0 at Eastern Kentucky (2021)
Sacks	
INT	
FF	
FR	

### #32 TY HAMBRIGHT - DB

Tackles	8 vs. Missouri State (2018)
TFL	1.0 vs. Eastern Illinois (2021)
Sacks	
INT	1, Twice
FF	
FR	

### #99 ALTON NOBLES - DL

Tackles	3 vs. South Dakota St. (2019)
TFL	1.0 at Northwestern (2021)
Sacks	
INT	
FF	
FR	





# BOOMIN'

## TRAVIS REINER

Travis Reiner returns as the headliner for the specialists unit heading into the 2021 season. The redshirt senior punter has held the starting role since joining the program prior to the 2018 season after transferring in from the College of the Canyons.

Reiner was a Second Team All-Conference selection in the 2017 season after averaging 43.1 yards per punt. He pinned the opponent inside the 20-yard line 21 times and finished with a long punt of 64 yards.

Since joining the Sycamores, Reiner took over the starting role in the 2017 season and put together a 39.0 punt average. He put together four punts of 50-yards, while adding 19 punts inside the 20-yard line.

In his last season with Indiana State, the Canyon Country, Calif. native put together a 37.3 punt average with a season-long 55-yard punt against Western Illinois. He put together 19 punts that ended inside the 20-yard line with just four punts going for touchbacks.

### 50-YARD PUNTS

Travis Reiner has put together 11 punts over 50 yards over his career with the Sycamores. He will look to add to his totals this season as the Canyon Country, Calif. native looks to build off a strong career to date while in the ISU Blue & White.

### REINER ALL-TIME 50+ YARD PUNTS

- 59 yards ..... Nov. 17 at Western Illinois (2018)
- 58 yards ..... Sept. 8 at Louisville (2018)
- 57 yards ..... Oct. 13 vs. Missouri State (2018)
- 55 yards ..... Oct. 12 vs. Western Illinois (2019)
- 54 yards ..... Oct. 19 vs. South Dakota St. (2019)
- 53 yards ..... Sept. 11 at Northwestern (2021)**
- 52 yards ... Sept. 18 at Eastern Kentucky (2021)**
- 51 yards ..... Nov. 9 at Northern Iowa (2019)
- 51 yards ..... Oct. 19 vs. South Dakota St. (2019)
- 50 yards ..... Oct. 13 vs. Missouri State (2018)
- 50 yards ..... Sept. 11 at Northwestern (2021)**

## THE REINER FILE

PUT TOGETHER ONE OF THE MOST TECHNICAL SEASONS

**4**

TOUCHBACKS IN 2019

CAREER-BEST PUNT WITH ISU WAS FOR

**59**

YARDS IN 2018 AGAINST WIU

PUT TOGETHER A STRONG 2019 SEASON WITH

**38**

PUNTS DOWNED INSIDE THE 20

### KICKING GAME COMPETITION

Gone is kicking legend Jerry Nunez, but the Sycamores kicking game boasts strong competition for the upcoming 2021 season between transfer Alan Selzer and Brayden Johnson. The Indiana State special teams will look to the kicking battle between the two to provide added support for the offense this year.

Selzer comes to the Sycamores by way of Michigan where he was a two-time All-Big Ten Academic honoree. He appeared in one game during his time with the Wolverines and kicked off for the team against Rutgers.

Johnson also transferred into Indiana State by way of Ball State after redshirting his lone season with the Cardinals. He played at Wawasee High School and led the state of Indiana in kickoff yardage and punting yardage. He was also ranked the 12th-best punter in the nation coming out of high school.

### LONG SNAPPING IS A SKILL

Wyatt Harwood brings his skill set back to the field in the 2019 season as the Vail, Colo. native has lined up in 33 consecutive games as the program's long snapper dating to his first game at the start of the 2017 season. Harwood has posted at least one tackle in each of the last

three seasons, including six tackles in the 2017 season. He will continue to lead the way for the ISU special teams this season heading into his final season with the Sycamores.

### KICK RETURN GAME IN GOOD HANDS

The Sycamores return game features two solid specialists heading into the 2021 season with Rontrez Morgan and Dante Hendrix looking to pick up where they left off at the end of 2019.

Morgan has been one of the Sycamores' primary return men since he stepped foot on campus in the 2017 season. The Jacksonville, Fla. native averaged 17.9 yards per kick return in the 2017 season and added another kick return in 2018. He will look to add to his totals in the upcoming year and put ISU in favorable field position throughout the season.

Hendrix has been one of the top return specialists in the Missouri Valley Football Conference since assuming the role in a breakout 2018 campaign. He put together several decent returns in the 2019 season before closing out the year with a 70-yard return for a touchdown against Missouri State in the final game of the season. The 70-yard return marked the third-longest return in the conference in 2019.

# 2021 INDIANA STATE FOOTBALL

## ISU SPECIAL TEAMS BY THE NUMBERS

# GAME 5 | AT SOUTH DAKOTA

# 45

Indiana State currently sits 45th overall in FCS in punt returns in averaging 7.75 yards per attempt in 2021 season.

# 64

Indiana State's kickoff return game currently sits 64th overall in FCS in kickoff return yardage with 19.8 yards per return.

# 88

The Sycamores are currently 93rd overall in kickoff return defense in the FCS rankings with 23.5 yards per return on the year.

# 53

Travis Reiner's 53-yard punt marked a season-long for the redshirt senior against Northwestern two weeks ago.

# 0

The Sycamores' return game is highlighted by Michael Hauptert's efforts in the 2021 season with the senior sitting fifth in punt return average and third in kick return yards.

# 48

Alan Selzer's 48-yard field goal against Eastern Illinois marks the longest field goal for the Sycamores in the 2021 season.

### ISU SPECIALISTS IN THE MVFC

#### TEAM

Punt Returns.....	7.75 (6th)
Kick Returns .....	19.80 (7th)
Punting Average .....	39.5 (10th)
Net Punting .....	33.11 (11th)
Kickoff Coverage .....	23.5 (6th)
Opponent Punt Returns .....	16.36 (11th)
Field Goal Percentage.....	50.0 (T-7th)
Field Goals Made .....	2 (T-8th)
PAT Kicking .....	100.0 (T-1st)

#### INDIVIDUAL

Punting .....	Travis Reiner (39.5, 11th)
Field Goals Made .....	Alan Selzer (2, T-8th)
Punt Return Average .....	
Kick Return Average .....	
Total Punt Return Yards .....	
Total Kick Return Yards .....	
Kick Return TD .....	
Punt Return TD .....	

### #16 | TRAVIS REINER | P/HO | R-SR. | 6-1 | 205 | CANYON COUNTRY, CALIF. | (COLL. OF CANYONS)



#### 2019 Notes

Saw action in all 12 games ... Punted 65 times on the season for a 37.3 average... Tallied a season long punt of 55 yards against Western Illinois ... Of his 65 punts, 21 were fair caught while 19 were inside the 20-yard line ... A technical punter, Reiner had just four touchbacks on the year

#### 2021 PUNTING STATS

NO.	YDS	AVG	LG	TB	FC	I20	50+	BLK
28	1107	39.5	53	0	8	9	3	0

### #45 | WYATT HARWOOD | LS | R-SR. | 6-1 | 205 | VAIL, COLO. | BATTLE MOUNTAIN



#### 2019 Notes

Played in all 12 games at long snapper ... Credited with one tackle

### #8 | ALAN SELZER | K | R-SR. | 6-4 | 185 | DALLAS, TEXAS | (MICHIGAN)



#### Prior Notes

Spent two seasons at the University of Michigan ... A two-time Academic All-Big Ten honoree ... Appeared in one game for the Wolverines after kicking off against Rutgers in 2019.

#### 2021 FIELD GOAL STATS

FG	PCT.	01-19	20-29	30-39	40-49	50-99	LG	BLK
2-4	50.00 %	0-0	0-0	1-2	1-2	0-0	48	0

### #4 | RONTREZ MORGAN | KR | SR. | 5-11 | 175 | JACKSONVILLE, FLA. | OAKLEAF



#### 2019 Notes

Started in five games ... Made 12 catches for 157 yards, including a touchdown against Eastern Illinois ... Had a season high four catches and 90 receiving yards against the Panthers

#### 2021 PUNT RETURN STATS

No.	Yds	Avg	TD	Lng

#### 2021 KICK RETURN STATS

No.	Yds	Avg	TD	Lng

### #8 | DANTE HENDRIX | PR | R-JR. | 6-3 | 205 | FLORENCE, KY. | RANDALL K. COOPER



#### 2019 Notes

Named First Team All-MVFC at wide receiver ... Started all 12 games for the Sycamores ... Led the team and ranked third in the MVFC with 653 receiving yards ... Ranks fifth in the League with 51 receptions ... Recorded a season high 135 yards at No. 5 Northern Iowa ... Had a career long 70-yard reception in the finale at Missouri State ... Caught touchdowns against Dayton and Illinois State ... Had a season long 70-yard punt return touchdown at Missouri State (11/23)

#### 2019 PUNT RETURN STATS

No.	Yds	Avg	TD	Lng
14	148	10.6	1	70

#### 2019 KICK RETURN STATS

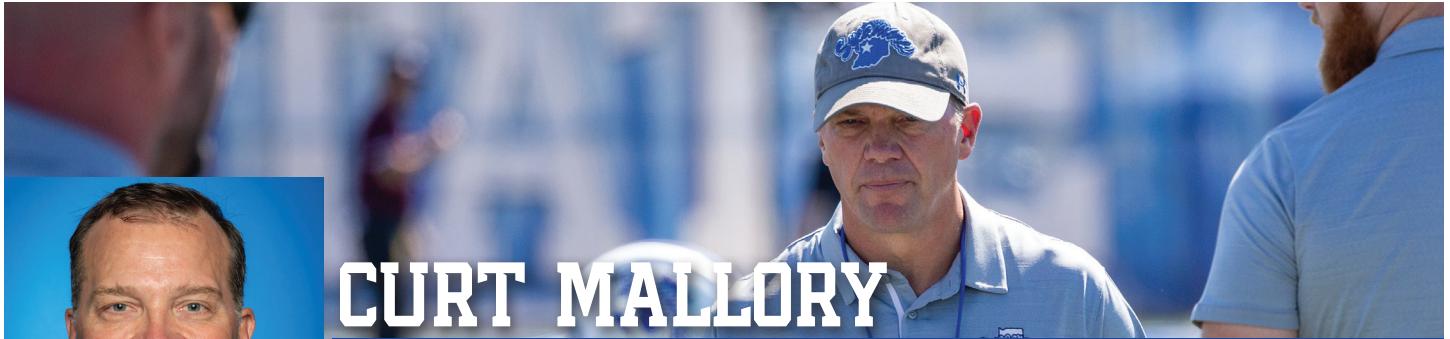
No.	Yds	Avg	TD	Lng
1	3	3.0	0	0

### MVFC Special Teams POTW

Week 1.....	Colt McFadden, PK, Youngstown State
Week 2 .....	Montrae Braswell, KR, Missouri State
<b>Week 3 .....</b>	<b>Hunter Lunsford, DB, Indiana State</b>
Week 4 .....	Izaiah Hartrup, WR, Southern Illinois

### MVFC Special Teams Newcomer

Week 1.....	
Week 2 .....	
Week 3 .....	
Week 4 .....	



# CURT MALLORY

## HEAD FOOTBALL COACH

FIFTH SEASON AT INDIANA STATE  
FIFTH SEASON AS HEAD COACH

After being named the 21st head coach in the history of Indiana State on Jan. 23, 2017, Mallory enters his fifth season at the helm of the program in 2021.

Mallory, a 22-year veteran as an assistant coach in the college ranks, is part of one of the more prominent football families in the United States, as he is the son of Indiana University's all-time winningest head coach Bill Mallory, who coached the Hoosiers from 1984-96. Bill Mallory was also the head coach at Miami of Ohio (1969-73), Colorado (1974-78) and Northern Illinois (1980-83) over an illustrious 27-year coaching career. Mallory also has two brothers in the NFL coaching ranks: Doug, the defensive backs coach for the Atlanta Falcons, and Mike, a special teams coach with the Jacksonville Jaguars.

In Mallory's first season in Terre Haute, the Sycamores finished 0-11 overall and 0-8 in the Missouri Valley Football Conference with seven games coming against nationally ranked foes. He coached five All-MVFC players in 2017 including linebacker Jonas Griffith and tight end Jaquet McClendon who were tabbed to the Second Team while running back LeMonte Booker, punter Thomas Bouldin and linebacker Katrell Moss were named Honorable Mention.

Mallory and his staff then went on to mount the biggest turnaround in collegiate football in 2018 after leading the Sycamores to a 7-4 finish, a third-place finish in the Missouri Valley Football Conference and a No. 22 national ranking. The Sycamores closed out the season winning five-straight games, including three on the road to make push for the postseason. Entering the season, ISU was tabbed to finish last in the MVFC with just one voter not picking the Sycamores to finish last. With the turnaround, Mallory became the just the second head coach in program history to earn MVFC Coach of the Year honors. He was named a finalist for the STATS FCS Eddie Robinson award, which honors the National Coach of the Year. Mallory was tabbed the FCS Coach of the Year by Phil Steele.

In year two Mallory coached 10 All-MVFC honorees including the League's Newcomer of the Year in quarterback Ryan Boyle. Running back Ja'Quan Keys and linebacker Jonas Griffith were tabbed with First Team All-MVFC honors. Boyle, center Wyatt Wozniak, linebacker Katrell Moss, defensive back Rondell Green and place kicker Jerry Nunez earned Second Team accolades. The Sycamores also claimed three Honorable Mention selections in offensive linemen Isaiah Edwards and Tate Leavitt to go along with wide receiver Dante Hendrix. Indiana State saw five players named to the MVFC Newcomer Team after the Sycamores put four on the offensive side of the ball led by quarterback Ryan Boyle. Redshirt freshman wide receiver Dante Hendrix also earned the honor while a pair of offensive linemen in Isaiah Edwards and Tate Leavitt rounded out the offensive honors for the Trees. First-year safety Denzel Bonner picked up the honor for the Sycamores on the defensive side of the ball.

Mallory's 2019 team finished 5-7 after several key pieces were lost due to injuries including Preseason MVFC Quarterback Ryan Boyle, who was injured in the fourth game of the season. Mallory led his team to a 3-5 in the MVFC including back-to-back wins over Youngstown State and Missouri State to end the season. Wide receiver Dante Hendrix, linebacker Jonas Griffith and return specialist Dakota Caton earned First Team All-MVFC honors while fullback Dominique Dafney, center Wyatt Wozniak and place kicker Jerry Nunez earned Second Team accolades. The Sycamores also claimed three Honorable Mention selections as linebacker Clayton Glasco, defensive lineman Inoke Moala and safety Michael Thomas were recognized.

Academically, the program continues to thrive under Mallory with 55 members of the team earning MVFC Academic honors in 2019. Four Sycamores in Zach Larkin, Trey Powell, Joe Wildt and Wyatt Wozniak earned the President's Council Academic award which is the highest honor awarded by the MVFC.

Prior to coming to Indiana State, Mallory was the pass coordinator and secondary coach under former North Dakota State head coach Craig Bohl at the University of Wyoming in 2015 and 2016. There, Mallory mentored 2016 Thorpe Award semifinalist Andrew Wingard, who was a First-Team All-Conference honoree as a sophomore. The previous year in 2015, Mallory helped Wingard and Marcus Epps to nod as Honorable Mention All-Americans.

Mallory spent the previous four seasons at his alma mater, the University of Michigan, as a secondary coach under Brady Hoke. There, he worked with several superb defenses, including the seventh best in the FBS his final year in 2014 that only allowed 311.3 YPG. That same year, Michigan ranked 15th in rushing defense (117.7 YPG), tied for 19th in passing defense (193.7 YPG) and 27th in scoring defense (22.4 PPG).

The Wolverine secondary also finished top-15 in the nation in pass defense in both 2011 and 2012. The 2011 defense was an especially impressive feat that first season, as they jumped from 107th in scoring defense in 2010 to sixth nationally in 2011.

In Ann Arbor, Mallory had the opportunity to coach current Jacksonville Jaguars safety Jarrod Wilson, as well as help recruit and coach 2016 Heisman Trophy finalist and projected top 2017 NFL Draft pick Jabrill Peppers during his freshman season in 2014.

Mallory was the defensive coordinator at Akron for the 2010 season, and before that he spent five successful seasons at the University of Illinois from 2005-09 under head coach Ron Zook (now the special teams coordinator of the Green Bay Packers). Mallory's first two seasons in 2005 and 2006 were spent as the secondary coach, and his final three years he was promoted to co-defensive coordinator.

At Illinois, Mallory was instrumental in one of the best teams in Illini history in the 2007 Rose Bowl team. That year, Mallory's Illini defense held opponents to under 20 points per game en route to a 9-4 finish. Illinois also ranked second in the Big Ten in passing defense (182.2 YPG) in 2006 and led the Big Ten in sacks and tackles for loss in 2008. Mallory's 2006 secondary only allowed 11 passing touchdowns and 6.5 yards per pass attempt all season.

At Illinois, Mallory's prized pupil was All-American Vontae Davis, who was a two-time Thorpe Award semifinalist and a 2009 First-Round NFL Draft Pick of the Miami Dolphins. Davis has been a two-time Pro Bowl selection during his NFL career and has been a member of the Indianapolis Colts since 2012. Other notable pupils at Illinois include current Detroit Lions safety Tavon Wilson, a 2012 Second Round pick of the New England Patriots and a member of New England's Super Bowl XLIX champion team, and Jeremy "J" Leman, a 2007 All-American linebacker for the Illini Rose Bowl team and current Big Ten Network color analyst.

Mallory spent the previous three seasons at Indiana as a secondary coach from 2002-04, which was preceded by one year as the secondary coach at Central Michigan in 2001 and six seasons at Ball State from 1995-2000 in charge of both the linebackers and secondary. Mallory was on staff for Ball State's 1996 team that went to the Las Vegas Bowl.

His coaching career began as a student assistant at Michigan in 1992, followed by two years as a graduate assistant under his father at Indiana in 1993-94.

Mallory was a four-year player at the University of Michigan from 1988-91 under legendary head coach Bo Schembechler his first two seasons, followed by Gary Moeller his last two. Mallory was on four Wolverine teams that won a Big Ten title, including three teams that went to a Rose Bowl. His freshman season in 1988 he was on a Rose Bowl champion team that finished the season ranked No. 4 nationally after defeating USC. Mallory capped off his Wolverine career with an interception in Michigan's 35-3 win over Ole Miss in the 1991 Gator Bowl. Longtime Michigan head coach Lloyd Carr, who led the Wolverines to a national title in 1997, was Mallory's defensive coordinator during his playing career.

Mallory earned his bachelor's in sport management and communication from the University of Michigan in 1992, and he finished his master's in outdoor recreation at Indiana University in 1999. Mallory and his wife, Lori, have three children: sons James and Sam, and a daughter, Margo.

### HEAD COACHING RECORD

Year	School	Position	Record
2017	Indiana State	Head Coach	0-11 (0-8)
2018	Indiana State	Head Coach	7-4 (5-3)
2019	Indiana State	Head Coach	5-7 (3-5)

### COACHING CAREER

Year	School	Position
1992	Michigan	Student Asst./Linebackers
1993-94	Indiana	Graduate Assistant (LBs/DBs)
1995-2000	Ball State	Linebackers/Defensive Backs
2001	Central Michigan	Defensive Backs
2002-04	Indiana	Defensive Backs
2005-09	Illinois	Defensive Backs/Co-Defensive Coord.
2010	Akron	Defensive Coordinator
2011-14	Michigan	Defensive Backs
2015-16	Wyoming	Pass Defense Coord./DBs
2017-present	Indiana State	Head Coach

COACHES ON THE FIELD



**CURT MALLORY**

HEAD COACH

5TH SEASON AT ISU



**MARK SMITH**

ASST HEAD COACH/DL

20TH SEASON AT ISU



**MICHAEL SWITZER**

OFFENSIVE COORD./OL

4TH SEASON AT ISU



**BRAD WILSON**

DEFENSIVE COORD.

5TH SEASON AT ISU



**RYAN STOKES**

SPECIAL TEAMS COORD.

2ND SEASON AT ISU



**AARON YOUNG**

RUNNING BACKS

3RD SEASON AT ISU



**COLLIN COFFER**

WIDE RECEIVERS

1ST SEASON AT ISU

COACHES IN THE PRESS BOX



**JEFF KASTL**

PASS GAME COORD./QB

2ND SEASON AT ISU



**TYLER FUNK**

RECRUITING COORD./TE

5TH SEASON AT ISU



**DESMOND MORGAN**

LINEBACKERS

2ND SEASON AT ISU



**DAVID STUCKMAN**

DEFENSIVE BACKS

2ND SEASON AT ISU

# INDIANA STATE SYCAMORES (0-0, 0-0 MVFC)

## 2021 SEASON IN REVIEW

Indiana State was selected 10th overall in the Missouri Valley Football Preseason Poll, while four players were recognized on the All-Conference team as voted on by the head coaches, SID, and media. Three more players were honored on the Phil Steele All-Conference team heading into the 2021 season.

Inoke Moala earned a spot on the NFLPA Collegiate Bowl Big Board prior to the season, while Michael Thomas earned the MVFC Defensive Player of the Week for the first week of the season after his performance against Eastern Illinois.

The Sycamores picked up the season-opening win against Eastern Illinois thanks to a balanced rushing attack from Peterson Kerlegrand (19 carries, 73 yards) and a key 75-yard pick-six from Michael Thomas. Indiana State ran its winning streak to three consecutive games dating back to the 2019 season with the win over the Panthers before hitting the road for the first time.




Indiana State suffered its first defeat of 2021 with a road loss to Northwestern as the Sycamores fell in its lone contest against a FBS opponent this season. The Sycamores bounced back the following week with a last-second comeback against Eastern Kentucky. Kurtis Wilderman found Phazione McClurge for the go-ahead 24-yard touchdown as time expired to cap off the Sycamores first road win on the year.

The Sycamores opened MVFC play at home against South Dakota State with a tough loss to the Jackrabbits. SDSU took advantage of a strong game from Pierre Strong, Jr. as Indiana State fell to 0-1 in conference play to the defending national runner-up.

## SYCAMORES STAT LEADERS

RUSHING	Peterson Kerlegrand	61 carries, 204 yards, 1 touchdown, 3.3 ypc
PASSING	Anthony Thompson	45-of-78, 380 yards, 2 touchdowns, 2 interceptions
RECEIVING	Rontrez Morgan	22 catches, 173 yards
DEFENSIVE	Michael Thomas	31 tackles, two interceptions, 1 TD

## 2021 SCHEDULE & RESULTS

DATE	OPPONENT	SITE	TV	RESULT	NOTES
Aug. 28	 Eastern Illinois	Terre Haute, Ind. Memorial Stadium	ESPN+	W, 26-21	Michael Thomas swung the momentum of the game with a 75-yard interception return for a touchdown in the fourth quarter to secure the season-opening win.
Sept. 11	 at Northwestern	Evanston, Ill. Ryan Field	Big 10 Network	L, 24-6	Indiana State was unable to overcome the physical rushing game of host Northwestern on Saturday afternoon at Ryan Field.
Sept. 18	 at Eastern Kentucky	Richmond, Ky. Roy Kidd Stadium	ESPN+	W, 23-21	Kurtis Wilderman found Phazione McClurge with the GW 24-yard touchdown as time expired in the come-from-behind win over the Colonels.
Sept. 25	 South Dakota State*	Terre Haute, Ind. Memorial Stadium	ESPN+	L, 44-0	South Dakota State went up 34-0 at the half and the Sycamores were unable to counter the attack in falling to the No. 2/3 Jackrabbits in the MVFC opener.
Oct. 2	 at South Dakota*	Vermillion, S.D. Dakota Dome	ESPN+	3 p.m.	
Oct. 9	 Western Illinois*	Terre Haute, Ind. Memorial Stadium	ESPN3	1 p.m.	
Oct. 16	 at Missouri State*	Springfield, Mo. Plaster Stadium	ESPN+	3 p.m.	
Oct. 23	 Youngstown State*	Terre Haute, Ind. Memorial Stadium	ESPN+	1 p.m.	
Oct. 30	 at North Dakota State*	Fargo, N.D. Fargo Dome	ESPN+	3:30 p.m.	
Nov. 13	 Southern Illinois*	Terre Haute, Ind. Memorial Stadium	ESPN3	1 p.m.	
Nov. 20	 at Illinois State*	Normal, Ill. Hancock Stadium	ESPN+	1 p.m.	

\*CONFERENCE

**BOLD:** HOME TEAM

2021 STATISTICS

TEAM STATISTICS

	INS	OPP
<b>SCORING</b>	<b>55</b>	<b>110</b>
Points Per Game	13.8	27.5
Points Off Turnovers	14	14
<b>FIRST DOWNS</b>	<b>58</b>	<b>75</b>
Rushing	20	37
Passing	30	32
Penalty	8	6
<b>RUSHING YARDAGE</b>	<b>373</b>	<b>640</b>
Yards gained rushing	452	770
Yards lost rushing	79	130
Rushing Attempts	123	145
Average Per Rush	3.0	4.4
Average Per Game	93.2	160.0
TDs Rushing	2	7
<b>PASSING YARDAGE</b>	<b>586</b>	<b>817</b>
Comp-Att-Int	66-121-3	62-108-3
Average Per Pass	4.8	7.6
Average Per Catch	8.9	13.2
Average Per Game	146.5	204.2
TDs Passing	3	6
<b>TOTAL OFFENSE</b>	<b>959</b>	<b>1457</b>
Total Plays	244	253
Average Per Play	3.9	5.8
Average Per Game	239.8	364.2
<b>KICK RETURNS: #-Yards</b>	<b>10-198</b>	<b>6-141</b>
<b>PUNT RETURNS: #-Yards</b>	<b>4-31</b>	<b>11-180</b>
<b>INT RETURNS: #-Yards</b>	<b>3-75</b>	<b>3-34</b>
<b>KICK RETURN AVERAGE</b>	<b>19.8</b>	<b>23.5</b>
<b>PUNT RETURN AVERAGE</b>	<b>7.8</b>	<b>16.4</b>
<b>INT RETURN AVERAGE</b>	<b>25.0</b>	<b>11.3</b>
<b>FUMBLES-LOST</b>	<b>3-1</b>	<b>4-3</b>
<b>PENALTIES-Yards</b>	<b>18-164</b>	<b>25-243</b>
Average Per Game	41.0	60.8
<b>PUNTS-Yards</b>	<b>28-1107</b>	<b>15-617</b>
Average Per Punt	39.5	41.1
Net punt average	33.1	39.1
<b>KICKOFFS-Yards</b>	<b>12-664</b>	<b>21-1283</b>
Average Per Kick	55.3	61.1
Net kick average	39.4	39.8
<b>TIME OF POSSESSION/Game</b>	<b>28:51</b>	<b>31:09</b>
<b>3RD-DOWN Conversions</b>	<b>18/60</b>	<b>21/54</b>
3rd-Down Pct	30%	39%
<b>4TH-DOWN Conversions</b>	<b>4/8</b>	<b>4/7</b>
4th-Down Pct	50%	57%
<b>SACKS BY-Yards</b>	<b>9-61</b>	<b>7-43</b>
<b>MISC YARDS</b>	<b>0</b>	<b>0</b>
<b>TOUCHDOWNS SCORED</b>	<b>7</b>	<b>14</b>
<b>FIELD GOALS-ATTEMPTS</b>	<b>2-4</b>	<b>4-7</b>
<b>ON-SIDE KICKS</b>	<b>0-0</b>	<b>0-1</b>
<b>RED-ZONE SCORES</b>	<b>(4-10) 40%</b>	<b>(9-11) 82%</b>
<b>RED-ZONE TOUCHDOWNS</b>	<b>(3-10) 30%</b>	<b>(7-11) 64%</b>
<b>PAT-ATTEMPTS</b>	<b>(5-5) 100%</b>	<b>(14-14) 100%</b>
<b>ATTENDANCE</b>	<b>12192</b>	<b>40354</b>
Games/Avg Per Game	2/6096	2/20177
Neutral Site Games		0/0

SCORE BY QUARTERS

	1st	2nd	3rd	4th	Total
INDIANA STATE	14	10	10	21	55
OPPONENTS	38	31	13	28	110

RUSHING

Name	GP	Att	Gain	Loss	Net	Avg	TD	Lng	Avg/G
PETERSON KERLEGRAND	4	61	212	8	204	3.3	1	19	51.0
HAUPERT, MICHAEL	2	6	60	1	59	9.8	1	44	29.5
DINKA, JUSTIN	4	10	54	1	53	5.3	0	33	13.2
SORA, MATT	4	8	36	1	35	4.4	0	10	8.8
LARKIN, ZACH	4	6	27	0	27	4.5	0	14	6.8
DERRICK MCLAUGHLIN	4	3	8	0	8	2.7	0	6	2.0
ANTHONY THOMPSON	4	20	42	39	3	0.2	0	8	0.8
MORGAN, RONTREZ	4	1	0	1	-1	-1.0	0	0	-0.2
TEAM	4	1	0	2	-2	-2.0	0	0	-0.5
KURTIS WILDERMAN	4	7	13	26	-13	-1.9	0	7	-3.2
<b>TOTAL</b>	<b>4</b>	<b>123</b>	<b>452</b>	<b>79</b>	<b>373</b>	<b>3.0</b>	<b>2</b>	<b>44</b>	<b>93.2</b>
<b>OPPONENTS</b>	<b>4</b>	<b>145</b>	<b>770</b>	<b>130</b>	<b>640</b>	<b>4.4</b>	<b>7</b>	<b>35</b>	<b>160.0</b>

PASSING

Name	GP	Effic	C-A-I	Pct	Yds	TD	Lng	Avg/G
ANTHONY THOMPSON	4	101.95	45-78-2	57.7	380	2	52	95.0
KURTIS WILDERMAN	4	99.01	21-40-1	52.5	206	1	27	51.5
TEAM	4	0.00	0-3-0	0.0	0	0	0	0.0
<b>TOTAL</b>	<b>4</b>	<b>98.45</b>	<b>66-121-3</b>	<b>54.5</b>	<b>586</b>	<b>3</b>	<b>52</b>	<b>146.5</b>
<b>OPPONENTS</b>	<b>4</b>	<b>133.73</b>	<b>62-108-3</b>	<b>57.4</b>	<b>817</b>	<b>6</b>	<b>61</b>	<b>204.2</b>

RECEIVING

Name	GP	Rec	Yds	Avg	TD	Long	Avg/G
MORGAN, RONTREZ	4	22	173	7.9	0	52	43.2
PHAZIONE MCCLURGE	3	12	125	10.4	2	24	41.7
LARKIN, ZACH	4	11	87	7.9	1	15	21.8
HENDRIX, DANTE	1	5	52	10.4	0	25	52.0
HAUPERT, MICHAEL	2	5	33	6.6	0	13	16.5
PETERSON KERLEGRAND	4	3	57	19.0	0	27	14.2
SORA, MATT	4	3	42	14.0	0	17	10.5
WOODCOCK, HENRY	4	3	11	3.7	0	5	2.8
ELLISON, NOAH	4	1	5	5.0	0	5	1.2
DINKA, JUSTIN	4	1	1	1.0	0	1	0.2
<b>TOTAL</b>	<b>4</b>	<b>66</b>	<b>586</b>	<b>8.9</b>	<b>3</b>	<b>52</b>	<b>146.5</b>
<b>OPPONENTS</b>	<b>4</b>	<b>62</b>	<b>817</b>	<b>13.2</b>	<b>6</b>	<b>61</b>	<b>204.2</b>

PUNT RETURNS

Name	No	Yds	Avg	TD	Long
HAUPERT, MICHAEL	2	16	8.0	0	14
HENDERSON, JJ	2	15	7.5	0	10
<b>TOTAL</b>	<b>4</b>	<b>31</b>	<b>7.8</b>	<b>0</b>	<b>14</b>
<b>OPPONENTS</b>	<b>11</b>	<b>180</b>	<b>16.4</b>	<b>0</b>	<b>65</b>

KICK RETURNS

Name	No	Yds	Avg	TD	Long
HAUPERT, MICHAEL	5	106	21.2	0	27
HENDERSON, JJ	3	56	18.7	0	21
PHAZIONE MCCLURGE	1	13	13.0	0	13
MORGAN, RONTREZ	1	23	23.0	0	23
<b>TOTAL</b>	<b>10</b>	<b>198</b>	<b>19.8</b>	<b>0</b>	<b>27</b>
<b>OPPONENTS</b>	<b>6</b>	<b>141</b>	<b>23.5</b>	<b>0</b>	<b>39</b>

# 2021 INDIANA STATE FOOTBALL

## INTERCEPTIONS

Name	Int	Yds	Avg	TD	Long
THOMAS, MICHAEL	2	75	37.5	1	75
HAMBRIGHT, TY	1	0	0.0	0	0
<b>TOTAL</b>	<b>3</b>	<b>75</b>	<b>25.0</b>	<b>1</b>	<b>75</b>
<b>OPPONENTS</b>	<b>3</b>	<b>34</b>	<b>11.3</b>	<b>1</b>	<b>18</b>

# GAME 5 | AT SOUTH DAKOTA

## FIELD GOAL SEQUENCE GAME BY GAME

FG SEQUENCE	Indiana State	OPPONENTS
Eastern Ill.	(48), 40	-
Northwestern	-	(47)
Eastern Kentucky	(32), 34	44
South Dakota St.	-	50, (45), (32), (27)

Numbers in (parentheses) indicate field goal was made

## FUMBLE RETURNS

Name	No.	Yds	Avg	TD	Long
Lunsford, Hunter	1	5	5.0	1	5
<b>Total</b>	<b>1</b>	<b>5</b>	<b>5.0</b>	<b>1</b>	<b>5</b>
<b>Opponents</b>	<b>0</b>	<b>0</b>	<b>0.0</b>	<b>0</b>	<b>0</b>

## PUNTING

Name	Punts	Yds	Avg	Lg	TB	FC	I20	50+	Blkd
Reiner, Travis	28	1107	39.5	53	0	8	9	3	0
<b>Total</b>	<b>28</b>	<b>1107</b>	<b>39.5</b>	<b>53</b>	<b>0</b>	<b>8</b>	<b>9</b>	<b>3</b>	<b>0</b>
<b>Opponents</b>	<b>15</b>	<b>617</b>	<b>41.1</b>	<b>53</b>	<b>0</b>	<b>8</b>	<b>4</b>	<b>1</b>	<b>0</b>

## KICKOFFS

Name	KO	Yds	Avg	TB	OB	Ret	Net Yd	Ln
JOHNSON, BRAYDEN	12	664	55.3	2	1			
<b>TOTAL</b>	<b>12</b>	<b>664</b>	<b>55.3</b>	<b>2</b>	<b>1</b>	<b>141</b>	<b>39.4</b>	<b>25</b>
<b>OPPONENTS</b>	<b>21</b>	<b>1283</b>	<b>61.1</b>	<b>10</b>	<b>0</b>	<b>198</b>	<b>39.8</b>	<b>25</b>

## FIELD GOALS

### Field Goal Sequence by Player

Name	FGM-FGA	Pct	1-19	20-29	30-39	40-49	50+	Lg	Blk
SELZER, Alan	2-4	50.0	0-0	0-0	1-2	1-2	0-0	48	0

## 2021 RED ZONE STATS

### INDIANA STATE INSIDE OPPONENT RED-ZONE

Date	Opponent	Score	Times In RZ	Times Scored	Total Pts	Times TDs	Rush TDs	Pass TDs	FGs Made	FGA	Downs	Failed to score inside RZ			
												Int	Fumb	Half	Game
Aug. 28	Eastern Ill.	W, 26-21	2	1	7	1	1	0	0	1	0	0	0	0	0
Sept. 11	at Northwestern	L, 6-24	1	1	6	1	0	1	0	0	0	0	0	0	0
Sept. 18	at Eastern Kentucky	W, 23-21	4	2	10	1	0	1	1	1	0	1	0	0	0
*Sept. 25	South Dakota St.	L, 0-44	3	0	0	0	0	0	0	0	3	0	0	0	0
<b>Totals</b>			<b>10</b>	<b>4</b>	<b>23</b>	<b>3</b>	<b>1</b>	<b>2</b>	<b>1</b>	<b>2</b>	<b>3</b>	<b>1</b>	<b>0</b>	<b>0</b>	<b>0</b>
			<b>4 of 10 (40.0%)</b>												

### OPPONENT INSIDE INDIANA STATE RED-ZONE

Date	Opponent	Score	Times In RZ	Times Scored	Total Pts	Times TDs	Rush TDs	Pass TDs	FGs Made	FGA	Downs	Failed to score inside RZ			
												Int	Fumb	Half	Game
Aug. 28	Eastern Ill.	W, 26-21	3	3	21	3	3	0	0	0	0	0	0	0	0
Sept. 11	at Northwestern	L, 6-24	3	2	14	2	2	0	0	0	1	0	0	0	0
Sept. 18	at Eastern Kentucky	W, 23-21	3	2	14	2	1	1	0	0	1	0	0	0	0
*Sept. 25	South Dakota St.	L, 0-44	2	2	6	0	0	0	2	0	0	0	0	0	0
<b>Totals</b>			<b>11</b>	<b>9</b>	<b>55</b>	<b>7</b>	<b>6</b>	<b>1</b>	<b>2</b>	<b>0</b>	<b>2</b>	<b>0</b>	<b>0</b>	<b>0</b>	<b>0</b>
			<b>9 of 11 (81.8%)</b>												

# 2021 INDIANA STATE FOOTBALL

# GAME 5 | AT SOUTH DAKOTA

## SCORING

NAME	TD	FGs	PATs			Pass	DXP	Saf	Points
			Kick	Rush	Rcv				
PHAZIONE MCCLURGE	2	0-0	0-0	0-0	0	0-0	0	0	12
SELZER,ALAN	0	2-4	5-5	0-0	0	0-0	0	0	11
LARKIN,ZACH	1	0-0	0-0	0-1	0	0-0	0	0	6
PETERSON KERLEGRAND	1	0-0	0-0	0-0	0	0-0	0	0	6
HAUPERT,MICHAEL	1	0-0	0-0	0-0	0	0-0	0	0	6
THOMAS,MICHAEL	1	0-0	0-0	0-0	0	0-0	0	0	6
LUNSFORD,HUNTER	1	0-0	0-0	0-0	0	0-0	0	0	6
TEAM	0	0-0	0-0	0-0	0	0-0	0	1	2
<b>TOTAL</b>	<b>7</b>	<b>2-4</b>	<b>5-5</b>	<b>0-1</b>	<b>0</b>	<b>0-0</b>	<b>0</b>	<b>1</b>	<b>55</b>
<b>OPPONENTS</b>	<b>14</b>	<b>4-7</b>	<b>14-14</b>	<b>0-0</b>	<b>0</b>	<b>0-0</b>	<b>0</b>	<b>0</b>	<b>110</b>

## ALL-PURPOSE

NAME	G	Rush	Rec	PR	KOR	IR	Tot	Avg/G
PETERSON KERLEGRAND	4	204	57	0	0	0	261	65.2
HAUPERT,MICHAEL	2	59	33	16	106	0	214	107.0
MORGAN,RONTREZ	4	-1	173	0	23	0	195	48.8
PHAZIONE MCCLURGE	3	0	125	0	13	0	138	46.0
LARKIN,ZACH	4	27	87	0	0	0	114	28.5
SORA,MATT	4	35	42	0	0	0	77	19.2
THOMAS,MICHAEL	4	0	0	0	0	75	75	18.8
HENDERSON,JJ	4	0	0	15	56	0	71	17.8
DINKA,JUSTIN	4	53	1	0	0	0	54	13.5
HENDRIX,DANTE	1	0	52	0	0	0	52	52.0
WOODCOCK,HENRY	4	0	11	0	0	0	11	2.8
DERRICK MCLAUGHLIN	4	8	0	0	0	0	8	2.0
ELLISON,NOAH	4	0	5	0	0	0	5	1.2
ANTHONY THOMPSON	4	3	0	0	0	0	3	0.8
TEAM	4	-2	0	0	0	0	-2	-0.5
KURTIS WILDERMAN	4	-13	0	0	0	0	-13	-3.2
<b>TOTAL</b>	<b>4</b>	<b>373</b>	<b>586</b>	<b>31</b>	<b>198</b>	<b>75</b>	<b>1263</b>	<b>315.8</b>
<b>OPPONENTS</b>	<b>4</b>	<b>640</b>	<b>817</b>	<b>180</b>	<b>141</b>	<b>34</b>	<b>1812</b>	<b>453.0</b>

## TOTAL OFFENSE

NAME	G	Plays	Rush	Pass	Total	Avg/G
ANTHONY THOMPSON	4	98	3	380	383	95.8
PETERSON KERLEGRAND	4	61	204	0	204	51.0
KURTIS WILDERMAN	4	47	-13	206	193	48.2
HAUPERT,MICHAEL	2	6	59	0	59	29.5
DINKA,JUSTIN	4	10	53	0	53	13.2
SORA,MATT	4	8	35	0	35	8.8
LARKIN,ZACH	4	6	27	0	27	6.8
DERRICK MCLAUGHLIN	4	3	8	0	8	2.0
MORGAN,RONTREZ	4	1	-1	0	-1	-0.2
TEAM	4	4	-2	0	-2	-0.5
<b>TOTAL</b>	<b>4</b>	<b>244</b>	<b>373</b>	<b>586</b>	<b>959</b>	<b>239.8</b>
<b>OPPONENTS</b>	<b>4</b>	<b>253</b>	<b>640</b>	<b>817</b>	<b>1457</b>	<b>364.2</b>



# 2021 INDIANA STATE FOOTBALL

# GAME 5 | AT SOUTH DAKOTA

## DEFENSIVE STATISTICAL LEADERS

No.	Player	GP-GS	ST	AT	TT	TFL	Sacks	Int	PBU	QBH	Fr-Yds	FF	Blk	Saf
1	THOMAS, MICHAEL	4	17	14	31	.	.	2-75	2	1	.	.	.	.
43	THOMPSON, MATT	4	11	4	15	2.0-9	1.0-7	.	.	.	.	.	.	.
39	BROWN, GEOFFREY	4	6	9	15	3.5-10	1.0-7	.	1	1	.	.	.	.
90	STEPHEN II, HEATH	4	7	6	13	2.0-17	2.0-17	.	.	2	.	.	.	.
13	MOALA, INOKE	4	10	3	13	6.5-29	2.5-19	.	.	2	.	.	.	.
32	HAMBRIGHT, TY	4	8	3	11	1.5-6	0.5-1	1-0	.	2	.	1	.	.
12	HENDERSON, JJ	4	9	1	10	1.0-3	.	.	3	.	.	.	.	.
20	JOHNATHAN EDWARDS	4	5	5	10	.	.	.	2	.	.	.	.	.
36	HOOVER, ETHAN	4	7	2	9	.	.	.	1	.	.	.	.	.
2	DWAYNE THOMPSON II	4	5	4	9	.	.	.	3	1	1-0	.	.	.
95	DINEEN, GAVIN	4	4	4	8	1.0-2	.	.	.	1	.	.	1	.
34	KELVIN BROOME JR.	4	4	3	7	2.0-14	.	.	.	.	1-0	.	.	.
98	MILLER, CASEY	3	3	4	7	1.5-3	.	.	.	.	.	.	.	.
3	WARE, MEKHI	4	5	2	7	.	.	.	4	.	.	.	.	.
54	BREWER, KALEB	4	3	4	7	2.0-9	1.5-7	.	.	4	.	.	.	.
19	JACKSON, OMAR	4	5	2	7	.	.	.	.	.	.	.	.	.
3M	MOSS, JALEN	4	6	.	6	.	.	.	.	.	.	.	.	.
50	LUNSFORD, HUNTER	4	4	2	6	.	.	.	.	.	1-5	1	.	.
18	PERATT, CADE	4	2	4	6	.	.	.	1	2	.	.	.	.
93	HUNTER, LUCAS	4	1	5	6	.	.	.	.	.	.	.	.	.
6	REID JR., KRIS	3	4	2	6	1.0-1	.	.	.	1	.	.	.	.
92	BARNDT, HENRIK	4	4	2	6	1.5-8	0.5-3	.	.	.	.	.	.	.
35	HIGGS, DAYVEON	4	1	4	5	0.5-1	.	.	.	.	.	.	.	.
9X	RUTHERFORD, CJ	3	2	2	4	.	.	.	.	.	.	.	.	.
45	HARWOOD, WYATT	4	2	2	4	.	.	.	.	.	.	.	.	.
14	DAVIS, KALEAL	4	3	1	4	.	.	.	.	.	.	.	.	.
1N	NEWMAN, KAE LUB	4	2	1	3	.	.	.	.	.	.	.	.	.
99	NOBLES, ALTON	4	2	1	3	1.0-2	.	.	.	.	.	.	.	.
10	OSAFO, JP	1	1	1	2	.	.	.	.	.	.	.	.	.
16	GRIFFIN, MATTHEW	2	.	2	2	.	.	.	.	.	.	.	.	.
37	MAY, JOHNNY	2	.	1	1	.	.	.	.	.	.	.	.	.
27	DINKA, JUSTIN	4	1	.	1	.	.	.	.	.	.	.	.	.
57	SHERMAN, JACK	2	1	.	1	.	.	.	.	.	.	.	.	.
4	MORGAN, RONTREZ	4	1	.	1	.	.	.	.	.	.	.	.	.
16	REINER, TRAVIS	4	1	.	1	.	.	.	.	.	.	.	.	.
3P	JOHNSON, BRAYDEN	4	1	.	1	.	.	.	.	.	.	.	.	.
23	VOLLMER, RAY	1	1	.	1	.	.	.	.	.	.	.	.	.
TM	TEAM	4	.	.	.	.	.	.	.	.	.	.	.	1
	<b>TOTAL</b>	<b>4</b>	<b>149</b>	<b>100</b>	<b>249</b>	<b>27-114</b>	<b>9-61</b>	<b>3-75</b>	<b>17</b>	<b>17</b>	<b>3-5</b>	<b>2</b>	<b>1</b>	<b>1</b>
	<b>OPPONENTS</b>	<b>4</b>	<b>120</b>	<b>120</b>	<b>240</b>	<b>20.0-67</b>	<b>7-43</b>	<b>3-34</b>	<b>18</b>	<b>19</b>	<b>1-0</b>	<b>1</b>	.	.

## INDIANA STATE GIVEAWAY/TAKEAWAY

Game	Giveaway			Takeaway			Dif	Game	Giveaway			Takeaway			Dif
	Fum	Int	Tot	Fum	Int	Tot			Fum	Int	Tot	Fum	Int	Tot	
Eastern Illinois	0	0	0	1	2	3	+3	at Missouri State							
at Northwestern	1	0	1	1	1	2	+1	Youngstown State							
at Eastern Kentucky	0	2	2	1	0	1	-1	at North Dakota State							
South Dakota State	0	1	1	0	0	0	-1	Southern Illinois							
at South Dakota								at Illinois State							
Western Illinois								<b>Total</b>	<b>1</b>	<b>3</b>	<b>4</b>	<b>3</b>	<b>3</b>	<b>6</b>	<b>+2</b>

## SYCAMORES ON OPENING OFFENSIVE DRIVES

Game	1st Half		2nd Half	
	Rush Touchdown	Punt	Rush Touchdown	Punt
Eastern Illinois				
at Northwestern	Punt		Punt	
at Eastern Kentucky	Punt		Field Goal	
South Dakota State	Punt		Punt	
at South Dakota				
Western Illinois				
at Missouri State				
Youngstown State				
at North Dakota State				
Southern Illinois				
at Illinois State				

## SYCAMORES ON OPENING DEFENSIVE SERIES

Game	1st Half		2nd Half	
	Punt	Rush Touchdown	Punt	Field Goal
Eastern Illinois	Punt		Rush Touchdown	
at Northwestern			Rush Touchdown	Field Goal
at Eastern Kentucky			Punt	Punt
South Dakota State	Pass Touchdown		Field Goal	
at South Dakota				
Western Illinois				
at Missouri State				
Youngstown State				
at North Dakota State				
Southern Illinois				
at Illinois State				

2021 SCORING DRIVES

DATE	Opponent	Quarter	Time	SCORING PLAY	PLY-YDS	TOP
Aug. 28	Eastern Ill.	1st	9:12	Kerlegrand,Pete 3 yd run (Selzer,Alan kick)	10-59	3:57
Aug. 28	Eastern Ill.	2nd	13:01	Selzer,Alan 48 yd field goal	8-43	2:54
Aug. 28	Eastern Ill.	3rd	13:59	Hauptert,Michael 44 yd run (Selzer,Alan kick)	3-65	0:57
Aug. 28	Eastern Ill.	4th	13:16	Thomas,Michael 75 yd INT (Selzer,Alan kick)	3-28	1:35
Aug. 28	Eastern Ill.	4th	0:00	safety		
Sept 11	Northwestern	4th	3:32	Larkin 9yd pass from Thompson (2pt Failed)	9-75	4:05
Sept. 18	Eastern Ky.	1st	7:39	Lunsford 5 yd fumble recovery (Selzer kick)		
Sept. 18	Eastern Ky.	2nd	7:48	McClurge 10 yd pass from Thompson (Selzer kick)	8-73	3:56
Sept. 18	Eastern Ky.	3rd	5:19	Selzer 32yd field goal	15-57	8:04
Sept. 18	Eastern Ky.	4th	0:00	McClurge 24 yd pass from Wilderman (Selzer kick)	7-48	0:49

20-YARD CARRIES

Michael Hauptert.....3rd Quarter (EIU).....44 yards (TD)  
 Justin Dinka.....2nd Quarter (EKU) .....33 yards

20-YARD RECEPTIONS

Dante Hendrix.....1st Quarter (EIU) .....25 yards  
 Rontrez Morgan.....2nd Quarter (EKU) .....52 yards  
 Phazione McClurge.....4th Quarter (EKU).....24 yards (TD)  
 Peterson Kerlegrand...2nd Quarter (SDSU).....23 yards  
 Peterson Kerlegrand...2nd Quarter (SDSU).....27 yards

20-YARD RETURNS

Michael Hauptert.....2nd Quarter (EIU).....27 yards (kickoff)  
 Michael Hauptert.....3rd Quarter (EIU).....23 yards (kickoff)  
 Michael Thomas.....4th Quarter (EIU).....75 yards (int TD)

## OFFENSIVE GAME-BY-GAME

## PASSING

#5 Thompson,Anthony	Att	Comp	Int	Pct	Yards	TD	Long	Sack	Yds	Effic
Eastern Ill.	23	13	0	56.5	87	0	25	0	0	88.3
Northwestern	34	21	0	61.8	132	1	17	3	18	104.1
Eastern Kentucky	15	6	2	40.0	102	1	52	1	7	92.5
South Dakota St.	6	5	0	83.3	59	0	23	1	3	165.9
<b>TOTALS</b>	<b>78</b>	<b>45</b>	<b>2</b>	<b>57.7</b>	<b>380</b>	<b>2</b>	<b>52</b>	<b>5</b>	<b>28</b>	<b>101.9</b>

#17 Wilderman, K.	Att	Comp	Int	Pct	Yards	TD	Long	Sack	Yds	Effic
Northwestern	1	1	0	100.0	6	0	6	0	0	150.4
Eastern Kentucky	17	11	0	64.7	111	1	24	0	0	139.0
South Dakota St.	22	9	1	40.9	89	0	27	2	15	65.8
<b>TOTALS</b>	<b>40</b>	<b>21</b>	<b>1</b>	<b>52.5</b>	<b>206</b>	<b>1</b>	<b>27</b>	<b>2</b>	<b>15</b>	<b>99.0</b>

#TM Team	Att	Comp	Int	Pct	Yards	TD	Long	Sack	Yds	Effic
Eastern Kentucky	2	0	0	0.0	0	0	0	0	0	0.0
South Dakota St.	1	0	0	0.0	0	0	0	0	0	0.0
<b>TOTALS</b>	<b>3</b>	<b>0</b>	<b>0</b>	<b>0.0</b>	<b>0</b>	<b>0</b>	<b>0</b>	<b>0</b>	<b>0</b>	<b>0.0</b>

## RUSHING

RUSHING	No-Yds/TD	EIU	NW	EKU	SDSU
Kerlegrand,Pet.	61-204/1	19-73/1	8-10/0	13-45/0	21-76/0
Hauptert,Michael	6-59/1	5-59/1	1-0/0	DNP	DNP
Dinka,Justin	10-53/0	1-2/0	2-6/0	4-37/0	3-8/0
Sora,Matt	8-35/0	2-15/0	3-13/0	-	3-7/0
Larkin,Zach	6-27/0	1-2/0	1-8/0	4-17/0	-
McLaughlin,Der.	3-8/0	-	-	3-8/0	-
Thompson, A.	20-3/0	5-7/0	6-4/0	2-5/0	7-5/0
Morgan,Rontrez	1-1/0	-	-	1-1/0	-
Team	1-2/0	-	1-2/0	-	-
Wilderman, K.	7-13/0	-	-	2-5/0	5-18/0

## RECEIVING

RECEIVING	No-Yds/TD	EIU	NW	EKU	SDSU
Morgan,Rontrez	22-173/0	6-26/0	9-41/0	4-75/0	3-31/0
McClurge,Phazi.	12-125/2	DNP	3-26/0	6-75/2	3-24/0
Larkin,Zach	11-87/1	1-2/0	2-15/1	3-28/0	5-42/0
Kerlegrand,Pet.	3-57/0	1-7/0	-	-	2-50/0
Hendrix,Dante	5-52/0	5-52/0	DNP	DNP	DNP
Sora,Matt	3-42/0	-	1-17/0	2-25/0	-
Hauptert,Michael	5-33/0	-	5-33/0	DNP	DNP
Woodcock,Henry	3-11/0	-	2-6/0	1-5/0	-
Ellison,Noah	1-5/0	-	-	1-5/0	-
Dinka,Justin	1-1/0	-	-	-	1-1/0

## DEFENSIVE GAME-BY-GAME

## TOTAL TACKLES

TOTAL TACKLES	UA-A	TOT	EIU	NW	EKU	SDSU
Thomas,Michael DB	17-14	31	7-3	5-1	2-3	3-7
Thompson,Matt LB	11-4	15	0-2	10-1	-	1-1
Brown,Geoffrey LB	6-9	15	1-1	1-1	2-5	2-2
StephenII,Heath LB	7-6	13	2-4	4-0	1-1	0-1
Moala,Inoke DL	10-3	13	2-1	4-0	2-2	2-0
Hambright,Ty DB	8-3	11	3-0	1-0	1-3	3-0
Henderson,JJ DB	9-1	10	3-0	3-0	2-1	1-0
Edwards,Johnat. DB	5-5	10	1-1	2-1	-	2-3
Hoover,Ethan DB	7-2	9	-	4-0	-	3-2
II,Dw. Thompson DB	5-4	9	1-2	-	1-1	3-1
Dineen,Gavin DL	4-4	8	2-1	1-0	0-1	1-2
Miller,Casey DL	3-4	7	DNP	0-1	3-1	0-2
Ware,Mekhi DB	5-2	7	0-1	-	4-1	1-0
Broome Jr., K. LB	4-3	7	2-1	2-0	0-2	-
Jackson,Omar DB	5-2	7	1-0	2-0	2-1	0-1
Brewer,Kaleb DL	3-4	7	1-0	2-0	0-3	0-1
Hunter,Lucas DL	1-5	6	1-2	-	0-1	0-2
Lunsford,Hunter DB	4-2	6	3-1	-	1-1	-
Moss,Jalen DB	6-0	6	-	2-0	4-0	-
Barndt,Henrik DL	4-2	6	-	2-0	1-2	1-0
Peratt,Cade DL	2-4	6	0-2	1-1	1-1	-
Reid Jr., Kris DL	4-2	6	2-2	1-0	DNP	1-0
Higgs,Dayveon LB	1-4	5	1-2	-	0-1	0-1
HARWOOD, Wyatt	2-2	4	-	-	1-0	1-2
Davis,Kaleal DB	3-1	4	1-0	-	-	2-1
Rutherford,CJ DB	2-2	4	2-2	-	-	DNP
Newman,Kaelub DB	2-1	3	1-1	1-0	-	-
Nobles,Alton DL	2-1	3	1-1	1-0	-	-
Griffin,Matthew DB	0-2	2	DNP	DNP	0-1	0-1
Osafo,JP DB	1-1	2	DNP	DNP	DNP	1-1
REINERT, T.	1-0	1	-	1-0	-	-
Sherman,Jack DL	1-0	1	DNP	1-0	DNP	-
Johnson,Brayden	1-0	1	-	-	1-0	-
Vollmer,Ray DB	1-0	1	DNP	DNP	1-0	DNP
Dinka,Justin	1-0	1	-	-	-	1-0
May,Johnny LB	0-1	1	DNP	DNP	-	0-1
Morgan,Rontrez	1-0	1	1-0	-	-	-

## SACKS

SACKS	UA-A	TOT	EIU	NW	EKU	SDSU
Moala,Inoke DL	2-1	2.5	2.0-17	-	0.5-2	-
StephenII,Heath LB	2-0	2.0	1.0-7	1.0-10	-	-
Brewer,Kaleb DL	1-1	1.5	1.0-4	-	0.5-3	-
Thompson,Matt LB	1-0	1.0	-	1.0-7	-	-
Brown,Geoffrey LB	1-0	1.0	1.0-7	-	-	-
Barndt,Henrik DL	0-1	0.5	-	-	0.5-3	-
Hambright,Ty DB	0-1	0.5	-	-	0.5-1	-

## TACKLES FOR LOSS

TCKLS FOR LOSS	UA-A	TOT	EIU	NW	EKU	SDSU
Moala,Inoke DL	6-1	6.5	2.0-17	2.0-8	1.5-3	1.0-1
Brown,Geoffrey LB	2-3	3.5	1.5-7	0.5-1	1.5-2	-
Brewer,Kaleb DL	1-2	2.0	1.0-4	-	1.0-5	-
StephenII,Heath LB	2-0	2.0	1.0-7	1.0-10	-	-
Thompson,Matt LB	2-0	2.0	-	2.0-9	-	-
Broome Jr., K. LB	2-0	2.0	1.0-4	1.0-10	-	-
Hambright,Ty DB	1-1	1.5	1.0-5	-	0.5-1	-
Barndt,Henrik DL	1-1	1.5	-	-	0.5-3	1.0-5
Miller,Casey DL	1-1	1.5	DNP	0.5-1	1.0-2	-
Nobles,Alton DL	1-0	1.0	-	1.0-2	-	-
Dineen,Gavin DL	1-0	1.0	-	1.0-2	-	-
Reid Jr., Kris DL	1-0	1.0	1.0-1	-	DNP	-
Henderson,JJ DB	1-0	1.0	-	-	1.0-3	-
Higgs,Dayveon LB	0-1	0.5	0.5-1	-	-	-

## SPECIAL TEAMS GAME-BY-GAME

### PUNT RETURNS

PUNT RETURNS	No-Yds	EIU	NW	EKU	SDSU
Hauptert,Michael	2-16	1-14	1-2	DNP	DNP
Henderson,JJ	2-15	-	-	2-15	-

### KICK RETURNS

KICK RETURNS	No-Yds	EIU	NW	EKU	SDSU
Hauptert,Michael	5-106	2-50	3-56	DNP	DNP
Henderson,JJ	3-56	-	-	1-21	2-35
Morgan,Rontrez	1-23	-	-	-	1-23
McClurge,Phazi.	1-13	DNP	-	-	1-13

## MISCELLANEOUS STATS

### 3RD-DOWN CONVERSIONS

Date	Opponent	Score	Overall		1st Qtr		2nd Qtr		3rd Qtr		4th Qtr		OT	
Aug. 28	Eastern Ill.	W, 26-21	3-14	21.4%	2-5	40.0%	0-4	0.0%	1-4	25.0%	0-1	0.0%		
Sept. 11	at Northwestern	L, 6-24	4-15	26.7%	0-2	0.0%	2-5	40.0%	1-4	25.0%	1-4	25.0%		
Sept. 18	at Eastern Kentucky	W, 23-21	6-15	40.0%	1-4	25.0%	3-5	60.0%	1-3	33.3%	1-3	33.3%		
Sept. 25	South Dakota St.	L, 0-44	5-16	31.2%	1-4	25.0%	0-4	0.0%	1-3	33.3%	3-5	60.0%		
	<b>Indiana State</b>		<b>18-60</b>	<b>30.0%</b>	<b>3-13</b>	<b>23.1%</b>	<b>6-20</b>	<b>30.0%</b>	<b>4-14</b>	<b>28.6%</b>	<b>5-13</b>	<b>38.5%</b>	<b>0-0</b>	<b>0.0%</b>
	<b>Opponents</b>		<b>21-54</b>	<b>38.9%</b>	<b>8-16</b>	<b>50.0%</b>	<b>2-12</b>	<b>16.7%</b>	<b>4-11</b>	<b>36.4%</b>	<b>7-15</b>	<b>46.7%</b>	<b>0-0</b>	<b>0.0%</b>

### 4TH-DOWN CONVERSIONS

Date	Opponent	Score	Overall		1st Qtr		2nd Qtr		3rd Qtr		4th Qtr		OT	
Aug. 28	Eastern Ill.	W, 26-21	2-2	100.0%	1-1	100.0%	1-1	100.0%	0-0	0.0%	0-0	0.0%		
Sept. 11	at Northwestern	L, 6-24	1-1	100.0%	1-1	100.0%	0-0	0.0%	0-0	0.0%	0-0	0.0%		
Sept. 18	at Eastern Kentucky	W, 23-21	1-1	100.0%	0-0	0.0%	0-0	0.0%	1-1	100.0%	0-0	0.0%		
Sept. 25	South Dakota St.	L, 0-44	0-4	0.0%	0-0	0.0%	0-2	0.0%	0-0	0.0%	0-2	0.0%		
	<b>Indiana State</b>		<b>4-8</b>	<b>50.0%</b>	<b>2-2</b>	<b>100.0%</b>	<b>1-3</b>	<b>33.3%</b>	<b>1-1</b>	<b>100.0%</b>	<b>0-2</b>	<b>0.0%</b>	<b>0-0</b>	<b>0.0%</b>
	<b>Opponents</b>		<b>4-7</b>	<b>57.1%</b>	<b>0-1</b>	<b>0.0%</b>	<b>1-1</b>	<b>100.0%</b>	<b>0-2</b>	<b>0.0%</b>	<b>3-3</b>	<b>100.0%</b>	<b>0-0</b>	<b>0.0%</b>

### TIME OF POSSESSION

Date	Opponent	Score	Overall	1st Qtr	2nd Qtr	3rd Qtr	4th Qtr	OT Qtr
Aug. 28	Eastern Ill.	W, 26-21	24:28	7:45	5:54	8:18	2:31	
Sept. 11	at Northwestern	L, 6-24	30:22	6:39	8:41	8:39	6:23	
Sept. 18	at Eastern Kentucky	W, 23-21	29:17	5:48	8:48	8:34	6:07	
Sept. 25	South Dakota St.	L, 0-44	31:17	7:34	6:41	7:57	9:05	
	<b>Indiana State</b>	<b>Total</b>	<b>115:24</b>	<b>27:46</b>	<b>30:04</b>	<b>33:28</b>	<b>24:06</b>	<b>0:00</b>
		<b>Avg.</b>	<b>28:51</b>	<b>6:56</b>	<b>7:31</b>	<b>8:22</b>	<b>6:01</b>	<b>0:00</b>
	<b>Opponents</b>	<b>Total</b>	<b>124:36</b>	<b>32:14</b>	<b>29:56</b>	<b>26:32</b>	<b>35:54</b>	<b>0:00</b>
		<b>Avg.</b>	<b>31:09</b>	<b>8:03</b>	<b>7:29</b>	<b>6:38</b>	<b>8:58</b>	<b>0:00</b>



## PARTICIPATION

#	Name	GP/GS	EIU	NW	EKU	SDSU
2A	Allen,Korbin	1/-	...	...	XXX	...
92	Barndt, Henrik	4/1	START	XXX	XXX	XXX
22	Basinger,Dawson	2/-	...	...	XXX	XXX
9B	Booth,Jalen	2/-	...	XXX	XXX	...
54	Brewer,Kaleb	4/4	START	START	START	START
34	Broome Jr., K.	4/1	XXX	START	XXX	XXX
39	Brown,Geoffrey	4/2	XXX	XXX	START	START
75	Byrne,Jackson	2/-	XXX	...	XXX	...
71	Clemons,Alvin	4/4	START	START	START	START
15	Collins,Daijon	1/-	...	...	...	XXX
14	Davis,Kaleal	4/-	XXX	XXX	XXX	XXX
95	Dineen,Gavin	4/3	XXX	START	START	START
27	Dinka,Justin	4/-	XXX	XXX	XXX	XXX
6W	Dyne,Harry Van	4/1	XXX	START	XXX	XXX
55	Edwards,Isaiah	4/4	START	START	START	START
20	Edwards,Johnat.	4/1	XXX	START	XXX	XXX
84	Ellison,Noah	4/2	XXX	XXX	START	START
44	Ferrell,Tyce	4/-	XXX	XXX	XXX	XXX
16	Griffin,Matthew	2/-	...	...	XXX	XXX
30	Griffin,Michael	3/-	XXX	...	XXX	XXX
32	Hambright,Ty	4/3	START	XXX	START	START
45	HARWOOD, Wyatt	4/-	XXX	XXX	XXX	XXX
0	Haupt,Michael	2/1	XXX	START	...	...
12	Henderson,JJ	4/4	START	START	START	START
8	Hendrix,Dante	1/1	START	...	...	...
73	Herrin,Carter	4/3	START	START	XXX	START
35	Higgs,Dayveon	4/-	XXX	XXX	XXX	XXX
36	Hoover,Ethan	4/3	XXX	START	START	START
93	Hunter,Lucas	4/1	START	XXX	XXX	XXX
2	II,Dw. Thompson	4/1	XXX	START	XXX	XXX
67	IV,Jose Vazquez	4/4	START	START	START	START
19	Jackson,Omar	4/2	XXX	START	START	XXX
4J	Jaouni,Adeeb	2/1	...	XXX	START	...
3P	Johnson,Brayden	4/1	START	XXX	XXX	XXX
42	Johnson,Jarin	1/-	...	...	...	XXX
9	Kerlegrand,Pet.	4/4	START	START	START	START
7	Larkin,Zach	4/4	START	START	START	START
4D	Lunsford,Hunter	4/-	XXX	XXX	XXX	XXX
37	May,Johnny	2/-	...	...	XXX	XXX
29	McClurge,Phazi.	3/2	...	XXX	START	START
31	McLaughlin,Der.	4/-	XXX	XXX	XXX	XXX
98	Miller,Casey	3/-	...	XXX	XXX	XXX
13	Moala,Inoke	4/4	START	START	START	START
24	Montague,Nehem.	3/-	XXX	XXX	XXX	...
4	Morgan,Rontrez	4/3	START	START	XXX	START
3M	Moss,Jalen	4/-	XXX	XXX	XXX	XXX
1N	Newman,Kaelub	4/-	XXX	XXX	XXX	XXX
99	Nobles,Alton	4/-	XXX	XXX	XXX	XXX
10	Osafo,JP	1/-	...	...	...	XXX
18	Peratt,Cade	4/-	XXX	XXX	XXX	XXX
6	Reid Jr., Kris	3/-	XXX	XXX	...	XXX
16	REINER,T.	4/-	XXX	XXX	XXX	XXX
5D	Rutherford,CJ	3/-	XXX	XXX	XXX	...
8K	Selzer,Alan	3/-	XXX	XXX	XXX	...
57	Sherman,Jack	2/-	...	XXX	...	XXX
46	Simpson,TJ	1/-	...	...	...	XXX
25	Sora,Matt	4/-	XXX	XXX	XXX	XXX
9D	StephenII,Heath	4/4	START	START	START	START
78	Stevens,Joel	4/4	START	START	START	START
21	Thomas,Matae	1/-	XXX	...	...	...
1	Thomas,Michael	4/4	START	START	START	START
5	Thompson, A.	4/3	START	START	START	XXX
43	Thompson,Matt	4/2	START	XXX	XXX	START
72	Trost,Keagen	3/1	XXX	XXX	START	...
23	Vollmer,Ray	1/-	...	...	XXX	...
3	Ware,Mekhi	4/3	START	XXX	START	START
26	Whittemore, D.	1/-	...	...	XXX	...
17	Wilderman, K.	4/1	XXX	XXX	XXX	START
80	Woodcock, Henry	4/-	XXX	XXX	XXX	XXX

2021 INDIVIDUAL SUPERLATIVES

**MOST BY A SYCAMORE**

Rushes	21	Peterson Kerlegrand vs South Dakota St. (Sep 25, 2021)
Yards Rushing	76	Peterson Kerlegrand vs South Dakota St. (Sep 25, 2021)
TD Rushes	1	Peterson Kerlegrand vs Eastern Ill. (Aug 28, 2021)
		Hauptert,Michael vs Eastern Ill. (Aug 28, 2021)
Long Rush	44	Hauptert,Michael vs Eastern Ill. (Aug 28, 2021)
Pass attempts	34	Anthony Thompson at Northwestern (Sep 11, 2021)
Pass completions	21	Anthony Thompson at Northwestern (Sep 11, 2021)
Yards Passing	132	Anthony Thompson at Northwestern (Sep 11, 2021)
TD Passes	1	Anthony Thompson at Northwestern (Sep 11, 2021)
		Anthony Thompson at Eastern Kentucky (Sep 18, 2021)
		Kurtis Wilderman at Eastern Kentucky (Sep 18, 2021)
Long Pass	52	Anthony Thompson at Eastern Kentucky (Sep 18, 2021)
Receptions	9	Morgan,Rontrez at Northwestern (Sep 11, 2021)
Yards Receiving	75	Phazione McClurge at Eastern Kentucky (Sep 18, 2021)
		Morgan,Rontrez at Eastern Kentucky (Sep 18, 2021)
TD Receptions	2	Phazione McClurge at Eastern Kentucky (Sep 18, 2021)
Long Reception	52	Morgan,Rontrez at Eastern Kentucky (Sep 18, 2021)
Field Goals	1	Selzer,Alan vs Eastern Ill. (Aug 28, 2021)
		Selzer,Alan at Eastern Kentucky (Sep 18, 2021)
Long Field Goal	48	Selzer,Alan vs Eastern Ill. (Aug 28, 2021)
Punts	9	Reiner, Travis at Northwestern (Sep 11, 2021)
Punting Avg	41.8	Reiner, Travis at Eastern Kentucky (Sep 18, 2021)
Long Punt	53	Reiner, Travis at Northwestern (Sep 11, 2021)
Punts inside 20	3	Reiner, Travis at Northwestern (Sep 11, 2021)
		Reiner, Travis at Eastern Kentucky (Sep 18, 2021)
Long Punt Return	14	Hauptert,Michael vs Eastern Ill. (Aug 28, 2021)
Long Kickoff Return	27	Hauptert,Michael vs Eastern Ill. (Aug 28, 2021)
Tackles	11	Thompson,Matt at Northwestern (Sep 11, 2021)
Sacks	2.0	Moala,Inoke vs Eastern Ill. (Aug 28, 2021)
Tackles For Loss	2.0	Moala,Inoke vs Eastern Ill. (Aug 28, 2021)
		Moala,Inoke at Northwestern (Sep 11, 2021)
		Thompson,Matt at Northwestern (Sep 11, 2021)
Interceptions	2	Thomas,Michael vs Eastern Ill. (Aug 28, 2021)

**MOST BY AN OPPONENT**

Rushes	22	Hull,Evan, at Northwestern (Sep 11, 2021)
Yards Rushing	150	Pierre Strong, vs South Dakota St. (Sep 25, 2021)
TD Rushes	2	Hull,Evan, at Northwestern (Sep 11, 2021)
Long Rush	35	MAGLOIRE, K., at Eastern Kentucky (Sep 18, 2021)
Pass attempts	38	McKINNEY, P., at Eastern Kentucky (Sep 18, 2021)
Pass completions	23	McKINNEY, P., at Eastern Kentucky (Sep 18, 2021)
Yards Passing	253	Kuhns,Otto, vs Eastern Ill. (Aug 28, 2021)
TD Passes	3	Chris Oladokun, vs South Dakota St. (Sep 25, 2021)
Long Pass	61	Kuhns,Otto, vs Eastern Ill. (Aug 28, 2021)
Receptions	5	Garrett,Demetri, vs Eastern Ill. (Aug 28, 2021)
		JOHNSON, Bryant, at Eastern Kentucky (Sep 18, 2021)
		Tucker Kraft, vs South Dakota St. (Sep 25, 2021)
Yards Receiving	116	Garrett,Demetri, vs Eastern Ill. (Aug 28, 2021)
TD Receptions	1	Six Times
Long Reception	61	Garrett,Demetri, vs Eastern Ill. (Aug 28, 2021)
Field Goals	3	Cole Frahm, vs South Dakota St. (Sep 25, 2021)
Long Field Goal	47	Kuhbander,Charl, at Northwestern (Sep 11, 2021)
Punts	5	RICHARDS, P., at Eastern Kentucky (Sep 18, 2021)
Punting Avg	43.8	Adams,Derek, at Northwestern (Sep 11, 2021)
Long Punt	53	Adams,Derek, at Northwestern (Sep 11, 2021)
Punts inside 20	1	Neidhardt,Logen, vs Eastern Ill. (Aug 28, 2021)
		Adams,Derek, at Northwestern (Sep 11, 2021)
		RICHARDS, P., at Eastern Kentucky (Sep 18, 2021)
		Hunter Dustman, vs South Dakota St. (Sep 25, 2021)
Long Punt Return	65	Joseph,Brandon, at Northwestern (Sep 11, 2021)
Long Kickoff Return	39	ROSS, Davion, at Eastern Kentucky (Sep 18, 2021)
Tackles	10	Adam Bock, vs South Dakota St. (Sep 25, 2021)
Sacks	1.5	Adebawore,Adeto, at Northwestern (Sep 11, 2021)
		Caleb Sanders, vs South Dakota St. (Sep 25, 2021)
Tackles For Loss	1.5	Adebawore,Adeto, at Northwestern (Sep 11, 2021)
		Isalah Stalbird, vs South Dakota St. (Sep 25, 2021)
		Caleb Sanders, vs South Dakota St. (Sep 25, 2021)
Interceptions	1	ROSS, Davion, at Eastern Kentucky (Sep 18, 2021)
		SAYLES, Joseph, at Eastern Kentucky (Sep 18, 2021)
		Adam Bock, vs South Dakota St. (Sep 25, 2021)

2021 TEAM SUPERLATIVES

**SYCAMORE GAME HIGHS**

Rushes	39	vs South Dakota St. (Sep 25, 2021)
Yards Rushing	158	vs Eastern Ill. (Aug 28, 2021)
Yards Per Rush	4.8	vs Eastern Ill. (Aug 28, 2021)
TD Rushes	2	vs Eastern Ill. (Aug 28, 2021)
Pass attempts	35	at Northwestern (Sep 11, 2021)
Pass completions	22	at Northwestern (Sep 11, 2021)
Yards Passing	213	at Eastern Kentucky (Sep 18, 2021)
Yards Per Pass	6.3	at Eastern Kentucky (Sep 18, 2021)
TD Passes	2	at Eastern Kentucky (Sep 18, 2021)
Total Plays	68	vs South Dakota St. (Sep 25, 2021)
Total Offense	319	at Eastern Kentucky (Sep 18, 2021)
Yards Per Play	5.1	at Eastern Kentucky (Sep 18, 2021)
Points	26	vs Eastern Ill. (Aug 28, 2021)
Sacks By	5	vs Eastern Ill. (Aug 28, 2021)
First Downs	17	at Eastern Kentucky (Sep 18, 2021)
Penalties	9	vs Eastern Ill. (Aug 28, 2021)
Penalty Yards	79	vs Eastern Ill. (Aug 28, 2021)
Turnovers	2	at Eastern Kentucky (Sep 18, 2021)
Interceptions By	2	vs Eastern Ill. (Aug 28, 2021)
Punts	9	at Northwestern (Sep 11, 2021)
Punting Avg	41.8	at Eastern Kentucky (Sep 18, 2021)
Long Punt	53	at Northwestern (Sep 11, 2021)
Punts inside 20	3	at Northwestern (Sep 11, 2021)
		at Eastern Kentucky (Sep 18, 2021)
Long Punt Return	14	vs Eastern Ill. (Aug 28, 2021)

**OPPONENT GAME HIGHS**

Rushes	46	at Northwestern (Sep 11, 2021)
Yards Rushing	224	vs South Dakota St. (Sep 25, 2021)
Yards Per Rush	6.6	vs South Dakota St. (Sep 25, 2021)
TD Rushes	3	vs Eastern Ill. (Aug 28, 2021)
Pass attempts	38	at Eastern Kentucky (Sep 18, 2021)
Pass completions	23	at Eastern Kentucky (Sep 18, 2021)
Yards Passing	293	vs South Dakota St. (Sep 25, 2021)
Yards Per Pass	11.7	vs South Dakota St. (Sep 25, 2021)
TD Passes	4	vs South Dakota St. (Sep 25, 2021)
Total Plays	69	vs Eastern Ill. (Aug 28, 2021)
Total Offense	517	vs South Dakota St. (Sep 25, 2021)
Yards Per Play	8.8	vs South Dakota St. (Sep 25, 2021)
Points	44	vs South Dakota St. (Sep 25, 2021)
Sacks By	3	at Northwestern (Sep 11, 2021)
		vs South Dakota St. (Sep 25, 2021)
First Downs	22	vs South Dakota St. (Sep 25, 2021)
Penalties	9	vs Eastern Ill. (Aug 28, 2021)
Penalty Yards	79	vs Eastern Ill. (Aug 28, 2021)
Turnovers	3	vs Eastern Ill. (Aug 28, 2021)
Interceptions By	2	at Eastern Kentucky (Sep 18, 2021)
Punts	5	at Eastern Kentucky (Sep 18, 2021)
Punting Avg	43.8	at Northwestern (Sep 11, 2021)
Long Punt	53	at Northwestern (Sep 11, 2021)
Punts inside 20	1	vs Eastern Ill. (Aug 28, 2021)
		at Northwestern (Sep 11, 2021)
		at Eastern Kentucky (Sep 18, 2021)
		vs South Dakota St. (Sep 25, 2021)
Long Punt Return	65	at Northwestern (Sep 11, 2021)



**ALL-TIME SERIES RECORDS AGAINST 2021 OPPONENTS/CONFERENCES**

**SOUTH DAKOTA**

**USD LEADS THE SERIES, 4-2**

October 27, 2012.....	vs South Dakota.....	W, 45-14
October 12, 2013.....	at South Dakota.....	L, 17-14
October 15, 2016.....	vs South Dakota.....	L, 33-30
October 14, 2017.....	at South Dakota.....	L, 56-6
November 3, 2018.....	vs South Dakota.....	W, 51-48
October 5, 2019.....	at South Dakota.....	L, 38-0

**HOW ISU FARES AGAINST**

**...the OHIO VALLEY**

OPPONENT	RECORD	LAST MET (RESULT)
Austin Peay	1-1	Sept. 8, 2007 (L, 32-17)
Eastern Illinois	41-43-4	Aug. 28, 2021 (W, 26-21)
Murray State	6-3	Sept. 16, 2006 (L, 59-40)
Southeast Missouri	5-4	Sept. 17, 2016 (W, 27-24)
UT Martin		
Tennessee State		
Tennessee Tech	1-1	Sept. 6, 2014 (W, 49-14)
<b>TOTAL</b>	<b>54-52-4</b>	

**...the BIG TEN**

OPPONENT	RECORD	LAST MET (RESULT)
Illinois		
Indiana	0-6	Aug. 30, 2014 (L, 28-10)
Iowa		
Maryland	0-1	Oct. 9, 1982 (L, 38-0)
Michigan		
Michigan State		
Minnesota	0-3	Sept. 10, 2016 (L, 58-28)
Nebraska		
Northwestern	0-1	Sept. 11, 2021 (L, 24-6)
Ohio State		
Penn State	0-1	Sept. 3, 2011 (L, 41-7)
Purdue	0-5	Sept. 12, 2015 (L, 38-14)
Rutgers		
Wisconsin		
<b>TOTAL</b>	<b>0-17</b>	

**...the A-SUN/WAC AQ7**

OPPONENT	RECORD	LAST MET (RESULT)
Abilene Christian		
Central Arkansas		
Eastern Kentucky	4-7	Sept. 18, 2021 (W, 23-21)
Jacksonville St.		
Lamar		
Sam Houston St.		
Stephen F. Austin		
<b>TOTAL</b>	<b>4-7</b>	

**...the MISSOURI VALLEY FOOTBALL**

OPPONENT	RECORD	LAST MET (RESULT)
Illinois State	31-38-2	Oct. 26, 2019 (L, 24-7)
Missouri State	14-20	Nov. 23, 2019 (W, 51-24)
North Dakota		
North Dakota State	1-9	Oct. 7, 2017 (L, 52-0)
Northern Iowa	5-29	Nov. 9, 2019 (L, 17-9)
South Dakota	2-4	Oct. 5, 2019 (L, 38-0)
South Dakota State	2-9	Sept. 25, 2021 (L, 44-0)
Southern Illinois	28-29	Nov. 2, 2019 (L, 23-14)
Western Illinois	17-26	Oct. 12, 2019 (W, 20-10)
Youngstown State	7-23	Nov. 16, 2019 (W, 24-17)
<b>TOTAL</b>	<b>107-187-2</b>	

# 2021 INDIANA STATE FOOTBALL INDIVIDUAL RECORDS

## GAME 5 | AT SOUTH DAKOTA

### TOTAL OFFENSE

#### OFFENSIVE PLAYS

Most Offensive Plays, Career  
1,425 Jeff Miller (7,559 yards), 1982-85  
Most Offensive Plays, Season  
589 Mike Perish (3,309 yards), 2014  
Most Offensive Plays, Game  
66 Jeff Miller (269 yards) vs. Illinois State, Nov. 16, 1985  
Blayne Baggett (294 yards), at Murray St., Sept. 17, 2005

#### TOTAL YARDS

Most Total Offensive Yards, Career  
7,559 Jeff Miller (1,425 plays), 1982-85  
Most Total Offensive Yards, Season  
3,309 Mike Perish (589 plays), 2014  
Most Total Offensive Yards, Game  
416 Blayne Baggett at Missouri St., (58 plays), Oct. 29, 2005

### RUSHING

#### ATTEMPTS

Most Rushing Attempts, Career  
832 Vincent Allen (4,335 yards), 1973-77  
Most Rushing Attempts, Season  
318 Derrick Franklin (1,505 yards), 1991  
Most Rushing Attempts, Game  
43 Milt Allen vs. Butler, 1971  
Derrick Franklin vs. Illinois State (167 yards), Nov. 3, 1990

#### NET YARDS RUSHING

Most Rushing Yards, Career  
4,335 Vincent Allen (832 att.), 1973-77  
Most Rushing Yards, Season  
1,670 Shakir Bell (230 att.), 2011  
Most Rushing Yards, Game  
349 Shakir Bell (23 att.) vs. Drake, Sept. 15, 2012

#### AVERAGE YARDS PER ATTEMPT

Best Avg. Per Rush, Career (min. 200)  
6.27 Shakir Bell (672/4,214), 2010-13  
Best Avg. Per Rush, Season (min. 100)  
7.26 Shakir Bell (230/1,670), 2011

#### 100-YARD RUSHING GAMES

Most 100-Yard Rushing Games, Career  
26 Vincent Allen, 1973-77  
Most 100-Yard Rushing Games, Season  
10 Derrick Franklin, 1991  
Most Consecutive 100-yd Rush Games, Career  
14 Vincent Allen, 1973-74

### PASSING

#### ATTEMPTS

Most Passes Attempted, Career  
1,051 Mike Perish (618 comp.), 2012-14  
Most Passes Attempted, Season  
528 Mike Perish (324 comp.), 2014  
Most Passes Attempted, Game  
58 Blayne Baggett at Murray State (33 comp.), Sept. 17, 2005

#### PASS COMPLETIONS

Most Pass Completions, Career  
618 Mike Perish (1,053 att.), 2012-14  
Most Pass Completions, Season  
324 Mike Perish (528 att.), 2014  
Most Pass Completions, Game  
41 Mike Perish at Eastern Kentucky (57 att.), Nov. 29, 2014

#### INTERCEPTIONS

Most Interceptions Thrown, Career  
46 Reggie Allen, 1978-81  
Most Interceptions Thrown, Season  
18 John Stites, 1990  
Most Interceptions Thrown, Game  
6 Reggie Allen vs. Tulsa, Nov. 8, 1980

#### NET PASSING YARDS

Most Passing Yards, Career  
6,716 Mike Perish (618/1,051), 2012-14  
Most Passing Yards, Season  
3,515 Mike Perish (324/528), 2014  
Most Passing Yards, Game  
407 Mike Perish at Eastern Kentucky (41/57), Nov. 29, 2014

#### COMPLETION PERCENTAGE

Highest Comp. %, Career (min. 100 comp.)  
.600 Blayne Baggett (284/473), 2005  
Highest Comp. %, Season (min. 75 comp.)  
.614 Mike Perish (324/528), 2014  
Highest Comp. %, Game (min. 10 comp.)  
.885 Mike Perish (23/26) vs. Quincy, Sept. 14, 2013

#### TOUCHDOWN PASSES

Most Touchdown Passes, Career  
45 Mike Perish, 2012-14  
Most Touchdown Passes, Season  
21 Mike Perish, 2014  
Most Touchdown Passes, Game  
5 Ryan Boyle vs. South Dakota, Nov. 3, 2018  
5 Jeff Miller vs. Western Illinois, Oct. 19, 1985

#### CONSECUTIVE COMPLETIONS

Most Consecutive Completions, Game  
12 Mike Perish (117 yards) vs. Quincy, Sept. 14, 2013

### RECEIVING

#### RECEPTIONS

Most Receptions, Career  
196 Sam Logan (2,385 yards), 2003-2006  
Most Receptions, Season  
77 Sam Logan (849 yards), 2005  
Most Receptions, Game  
17 Sam Logan (151 yards) at Murray State, Sept. 17, 2005  
Most Consecutive Games with a Reception  
**22 Dante Hendrix, 2018-present**

#### YARDS

Most Receiving Yards, Career  
2,385 Sam Logan (196 rec.), 2003-06  
Most Receiving Yards, Season  
1,071 Steve Elmlinger (51 rec.), 1988  
Most Receiving Yards, Game  
319 Bill Griffith vs. Evansville, 1955

#### AVERAGE YARDS PER RECEPTION

Most Yards Per Catch Avg., Career (min. 40)  
20.0 Kirk Wilson (84-1,679), 1978-81  
Most Yards Per Catch Avg., Season (min. 20)  
22.0 Kirk Wilson (25-550), 1979

#### TOUCHDOWN RECEPTIONS

Most Touchdown Receptions, Career  
20 Robert Tonyan, Jr., 2013-16  
Most Touchdown Receptions, Season  
10 Robert Tonyan, Jr., 2013-16  
Most Touchdown Receptions, Game  
3 Chris Johnson vs. Illinois State, Oct. 18, 1986  
Demetrius Dowler vs. Northern Iowa, Nov. 9, 1991  
James Braden at Missouri State, Oct. 20, 2001  
Sampson Levingston vs. Youngstown St., Oct. 5, 2013  
Gary Owens, vs. Southern Illinois, Oct. 17, 2015  
Robert Tonyan Jr., at Illinois State, Oct. 31, 2015  
Robert Tonyan Jr., at Minnesota, Sept. 10, 2016

# 2021 INDIANA STATE FOOTBALL INDIVIDUAL RECORDS

## GAME 5 | AT SOUTH DAKOTA

### ALL-PURPOSE

#### ALL-PURPOSE PLAYS

Most All-Purpose Plays, Career  
940 Vincent Allen (5,435 yards), 1973-77  
Most All-Purpose Plays, Season  
320 Derrick Franklin (1,519 yards), 1991

#### TOTAL NET YARDS

Most All-Purpose Yards Gained, Career  
5,435 Vincent Allen (940 plays), 1973-77  
Most All-Purpose Yards Gained, Season  
2,014 David Wright (254 plays), 1992

#### AVERAGE YARDS PER PLAY

Most Yards Per Play Avg., Career (min. 300)  
5.78 Vincent Allen (940/5,435), 1973-77  
Most Yards Per Play Avg., Season (min. 150)  
7.93 David Wright (254/2,014), 1992

### SCORING

#### POINTS SCORED

Most Points Scored, Career  
221 Kyle Hooper (42 FG/86 PAT), 2003-06  
Most Points Scored, Season  
116 Darrius Gates (19 TD/1 2PAT), 2010  
Most Points Scored, Game  
30 Darrius Gates (5 TD) vs. SDSU, Oct. 30, 2010

#### TOUCHDOWNS

Most Touchdowns Scored, Career  
33 Vincent Allen 1973-77  
Most Touchdowns Scored, Season  
19 Darrius Gates, 2010  
Most Touchdowns Scored, Game  
7 Ryan Boyle vs. South Dakota, Nov. 3, 2018  
5 Darrius Gates vs. SDSU, Oct. 30, 2010

#### FIELD GOALS

Most Field Goals Made, Career  
42 Kyle Hooper, (59 att.) 2003-06  
Most Field Goals Made, Season  
18 Tom Allison, 1995  
Most Field Goals Made, Game  
4 Joe Stellern (4 att.) vs. S. Illinois, Oct. 11, 1980  
Dennis Teegarden (4 att.) vs. E. Illinois, Oct. 16, 1982  
Tom Allison (4 att.) at Illinois State, Sept. 24, 1994  
Mike Megyesi (4 att.) vs. WIU, Oct. 23, 1999  
Kyle Hooper (5 att.) vs. EIU, Sept. 11, 2004  
Most Field Goals Attempted, Career  
59 Kyle Hooper, 2003-06  
Most Field Goals Attempted, Season  
24 Eric Heidorn (17 made), 2014  
Most Field Goals Attempted, Game  
5 Kyle Hooper, vs. Eastern Illinois, Sept. 11, 2004  
5 Eric Heidorn, at Tennessee Tech, Sept. 28, 2013  
5 Jerry Nunez, vs. South Dakota, Oct. 15, 2016  
Highest Field Goal %, Career (min. 10)  
.789 Tanner Fritschle, (15/19) 2011-12  
Highest Field Goal %, Season (min. 5)  
.833 Tanner Fritschle (15/18), 2012  
.833 Jerry Nunez (15/18), 2016  
Longest Field Goal, Game  
55 Dave Vandercook vs. Drake, Oct. 14, 1978

### PAT

Most PATs Made By Kicker, Career  
87 Scott Bridges, (90 att.) 1983-85  
Most PATs Made By Kicker, Season  
39 Cory Little (45 att.), 2010  
Most PATs Made By Kicker, Game  
10 Tanner Fritschle (10 att.) vs. Quincy (Sept. 14, 2013)  
Most PATs Attempted By Kicker, Career  
94 Mike Megyesi (83 made), 1999-2002  
Most PATs Attempted By Kicker, Season  
45 Cory Little (39 made), 2010  
Most PATs Attempted By Kicker, Game  
10 Tanner Fritschle (10 made) vs. Quincy, Sept. 14, 2013  
Highest PAT % By Kicking, Career (min. 30)  
.989 Kyle Hooper, (85/86) 2003-06  
Highest Field Goal %, Season (min. 12)  
1.000 Scott Bridges (38/38), 1982  
Most Consecutive PAT By Kicking, Career  
80 Scott Bridges, 1983-85  
Most Consecutive PAT By Kicking, Season  
38 Steve Krieger, 1984

### DEFENSE

#### TOTAL TACKLES

Most Total Tackles, Career  
428 Aaron Archie (181/247), 2009-12  
Most Total Tackles, Season  
171 Dietrich Lapsley (106/65), 2002  
Most Total Tackles, Game  
25 Quintin Mikell vs. Illinois State, Oct. 1, 1983  
Chris Libaire vs. E. Illinois, Nov. 18, 1995

#### SOLO TACKLES

Most Solo Tackles, Career  
249 Dietrich Lapsley, 1999-2002  
Most Solo Tackles, Season  
103 Dietrich Lapsley, 2002  
Most Solo Tackles, Game  
18 Dietrich Lapsley vs. SMS, Oct. 12, 2002

#### ASSISTED TACKLES

Most Assisted Tackles, Career  
247 Aaron Archie, 2009-12  
Most Assisted Tackles, Season  
81 Jacolby Washington, 2011  
Most Assisted Tackles, Game  
21 Quintin Mikell vs. Ill. State, Oct. 1, 1983

#### SACKS

Most Sacks, Career  
31.5 Connor Underwood, 2012-15  
Most Sacks, Season  
13.5 Connor Underwood, 2014  
Most Sacks, Game  
4 Troy Lefevra, vs Murray State Nov. 21, 1998  
4 Ben Obaseki, vs. W. Illinois, Oct. 15, 2011  
4 Connor Underwood, at TTU, Sept. 28, 2013

#### TACKLES FOR LOSS

Most Tackles For Loss, Career  
58.0 Connor Underwood, 2012-15  
Most Tackles For Loss, Season  
25 Connor Underwood, 2014  
Most Tackles For Loss, Game  
6 Craig Shaffer vs. S. Illinois, Oct. 11, 1980  
6 Connor Underwood at TTU Sept. 28, 2013

### INTERCEPTIONS

Most Interceptions, Career  
17 Vencie Glenn, 1983-85  
Most Interceptions, Season  
10 Rick Murphy, 1973  
Most Interceptions, Game  
3 Mike Russell, 1967  
Rick Murphy vs. E. Illinois, Sept. 15, 1973  
Don Jackson vs. W. Carolina Sept. 24, 1977  
John Allman vs. Illinois State Oct. 27, 1979

#### INTERCEPTION RETURN YARDS

Most Interception Return Yards, Career  
283 Travis Starks (8), 2012-15  
Most Interception Return Yards, Season  
167 Mike Russell (9), 1968  
Most Interception Return Yards, Game  
100 Marty Murray (1) vs. S. Illinois, Sept. 17, 1977  
Vencie Glenn (1) vs. Wayne State, Sept. 1, 1984  
Travis Starks (1), vs. SEMO, Sept. 19, 2015

#### INTERCEPTION RETURN TOUCHDOWNS

Most Interception Return Touchdowns, Career  
4 Johnny Towalid, 2010-12  
Most Interception Return Touchdowns, Season  
3 Johnny Towalid, 2012  
Most Interception Return Touchdowns, Game  
2 Johnny Towalid (at No. 1 North Dakota St., 2012)

#### LONG RETURNS

Longest Interception Return, Game  
100 Marty Murray (TD) vs. S. Illinois, Sept. 17, 1977  
Vencie Glenn (TD) vs. Wayne State, Sept. 1, 1984  
Travis Starks (1), vs. SEMO, Sept. 19, 2015

#### FUMBLES RECOVERED

Most Fumbles Recovered, Career  
10 Dwight Tripp, 1977-81  
Most Fumbles Recovered, Season  
5 Reggie Richard, 1972  
Gerry Gluscic, 1977  
Most Fumbles Recovered, Game  
2 Ramon "Turk" Roman vs. Butler, 1960  
Martin Maytas vs. W. Illinois, Oct. 27, 1973  
Craig Shaffer vs. New Mexico State, Sept. 9, 1978  
Richard Harris at Western Kentucky, Oct. 26, 2002

#### BLOCKED KICKS

Most Blocked Kicks, Career  
5 DeJuan Alfonso, 1996-99  
Robin Johnson, 1999-2002  
Most Blocked Kicks, Season  
3 DeJuan Alfonso, 1997  
Most Blocked Kicks, Game  
2 Chris Crowder vs. Northern Iowa, Nov. 9, 1996

# 2021 INDIANA STATE FOOTBALL INDIVIDUAL RECORDS

GAME 5 | AT SOUTH DAKOTA

## KICKOFF RETURNS

### KICKOFF RETURN YARDS

Most Kickoff Return Yards, Career  
1,512 Rick Murphy (60 returns), 1971-73  
Most Kickoff Return Yards, Season  
707 Rick Murphy (22 returns), 1972  
Most Kickoff Return Yards, Game  
190 Soso Dede (6 returns) at Western Michigan, Aug. 29, 2002

### AVERAGE YARDS PER RETURN

Highest Avg. Per Return, Career (min. 30)  
29.3 Charles Swann (45/1,319), 1989-91  
Highest Avg. Per Return, Season (min. 20)  
32.13 Rick Murphy (22/707), 1972  
32.10 Charles Swann (20/642), 1990

### KICKOFF RETURN TOUCHDOWNS

Most Kickoff Return Touchdowns, Career  
2 Charles Swann, 1989-91  
Most Kickoff Return Touchdowns, Season  
2 Charles Swann, 1990

### LONGEST KICKOFF RETURN

97 Matt Nelson vs. W. Kentucky, Nov. 14, 1998  
Charles Swann vs. W. Kentucky, Nov. 10, 1990  
Cornell Johnson, vs. W. Illinois, Nov. 5, 2005  
LeMonte Booker, vs. NDSU, Oct. 26, 2013

## PUNT RETURNS

### PUNT RETURN YARDS

Most Punt Return Yards, Career  
782 Larry Scally (69 returns), 1993-96  
Most Punt Return Yards, Season  
517 Larry Scally (42 returns), 1996  
Most Punt Return Yards, Game  
147 Larry Scally (5 returns) vs. St. Joseph's, Sept. 21, 1996

### AVERAGE YARDS PER RETURN

Highest Avg. Per Return, Career (min. 40)  
13.5 DeJuan Alfonzo (40-539), 1996-99  
Highest Avg. Per Return, Season (min. 10)  
20.1 Keith Herron (10-201), 2000

### PUNT RETURN TOUCHDOWNS

Most Punt Return Touchdowns, Career  
3 Larry Scally, 1993-96  
Most Punt Return Touchdowns, Season  
2 Kent Drew, 1970  
Larry Scally, 1996

### LONGEST RETURN

86 Larry Scally (TD) vs. St. Joseph's, Sept. 21, 1996

## PUNTING

### PUNTS

Most Punts, Career  
261 Bill Edwards (10,372 yards), 1975-78  
Most Punts, Season  
90 Osborn Umeh (3,489 yards), 2014  
Most Punts, Game  
12 Jim Shaughnessey (438 yards), vs. E. Michigan, Oct. 4, 1969  
Craig Hamblet (453 yards), vs. Akron, Oct. 17, 1970

### PUNTING YARDS

Most Punting Yards, Career  
10,372 Bill Edwards (261 punts), 1975-78  
Most Punting Yards, Season  
3,489 Osborn Umeh (90 punts), 2014  
Most Punting Yards, Game  
509 Osborn Umeh (11 punts) vs. NDSU, 2015  
Longest Punt  
80 Jim Shaughnessey vs. E. Michigan, Oct. 4, 1969

### PUNTING AVERAGE

Highest Avg. Yards Per Punt, Career (min. 75)  
43.4 Lucas Hileman (100/4,341), 2011-12  
Highest Avg. Yards Per Punt, Season (min. 30)  
44.1 Lucas Hileman (62/2,736), 2012  
Highest Avg. Yards Per Punt, Game (min. 10)  
47.3 Pat Jordan (10/473) at Missouri State, Nov. 1, 2003

### LONGEST PUNT

Longest Punt, Game  
90 Thomas Bouldin, vs. Southern Illinois (Oct. 21, 2017)

# 2021 INDIANA STATE FOOTBALL TEAM RECORDS

GAME 5 | AT SOUTH DAKOTA

## TEAM RECORDS

### RUSHING

	MOST	LEAST
Attempts	644 ('84)	342 ('05)
Yards Lost	478 ('08)	196 ('93)
Net Yards	3,243 ('75)	816 ('55)
Yards Per Game	324.3 ('75)	109.6 ('97)
Yards Per Carry	5.3 ('11)	2.0 ('59)

### PASSING

Attempts	574 ('14)	96 ('60)
Completions	347 ('14)	34 ('56)
Passes Had Intercepted	22 ('71)	6 ('82)
Yards Gained	3,777 ('14)	425 ('56)
Completion Percentage	.605 ('14)	.333 ('00)
Yards Per Pass Attempt	8.0 ('11)	3.6 ('00, '08)
Yards Per Completion	21.6 ('98)	8.0 ('08)
Yards Per Game	269.8 ('14)	41.3 ('00)
Touchdown Passes	24 ('14)	2 ('72, '00)

### KICKING GAME

Punts	91 ('14)	37 ('60)
Punting Yardage	3,489 ('14)	1,192 ('60)
Punting Average	43.6 ('12)	30.9 ('59)

### INTERCEPTIONS

Interceptions	26 ('84)	2 ('07, '08)
---------------	----------	--------------

### TOTAL OFFENSE

Touchdowns	48 ('10)	12 ('08, '09)
Field Goals	18 ('85)	3 ('98)
Extra Point Kicks	40 ('92, '10)	12 ('97, '08, '09)
Total Points	354 ('14)	99 ('09)
Plays	960 ('14)	493 ('59)
Yards Gained	5,013 ('14)	1,295 ('56)
Yards Gained Per Game	411.8 ('10)	161.9 ('56)
First Downs Rushing	148 ('92)	65 ('97)
First Downs Passing	160 ('14)	23 ('72)
Total First Downs	255 ('85)	73 ('56)
First Downs Penalty	26 ('02 & '12)	7 ('66, '93)

### MISCELLANEOUS

Penalties	96 ('14)	51 ('08)
Yards Penalized	912 ('14)	463 ('00)
Fumbles	45 ('72)	12 ('12)
Fumbles Lost	26 ('72)	4 ('15)
Safeties	2 ('68, '76, '10, '14)	0 (Multiple)

## Team Single Game Records

Rushing Yards Gained	579, vs. Dayton, 1975
Passing Yards Gained	433, vs. Quincy, 2013
Total Yards Gained	675, vs. Dayton, 1975
Passes Attempted	58, at Missouri State, 2005
Passes Completed	41, at Eastern Kentucky, 2014
Passes Intercepted By Opponent	6, at Tulsa, 1980
Penalties	17, vs. Illinois State, 1994
Penalty Yards Against Indiana State	158 vs. Eastern Illinois, 1968
Fumbles Lost	6 vs. Eastern Illinois, 1972
Points	72 vs. Vincennes, 1925
Total Rush Attempts	88 vs. Dayton, 1975
Total Plays	100 vs. Central Florida, 1984
Field Goals	4 (4x, Last vs. Northern Iowa, 2014)
Touchdowns	10 vs. Quincy, 2013
PATs	10 vs. Quincy, 2013
Punts	12 vs. Eastern Michigan, 1969 & vs. Akron, 1970
Interceptions	5 vs. Eastern Illinois, 1980

## Largest Home Crowds

Date	Attendance	Opponent
Oct. 11, 1980	18,293	Southern Illinois (Homecoming)
Oct. 26, 1974	17,282	Butler (Homecoming)
Oct. 28, 1972	17,230	Western Illinois (Homecoming)
Oct. 22, 1977	16,836	Illinois State (Homecoming)
Oct. 10, 1981	16,761	Ball State (Homecoming)
Oct. 10, 1970	16,717	Ball State (Homecoming)
Oct. 25, 1975	16,648	Illinois State (Homecoming)
Oct. 20, 1979	16,279	Louisville
Oct. 9, 1976	16,074	Northern Illinois
Oct. 4, 1969	15,803	Eastern Michigan
Sept. 20, 1980	15,368	Eastern Illinois
Oct. 22, 1983	14,111	Southern Illinois
Nov. 10, 1984	12,392	Tulsa
Sept. 24, 1983	11,482	Central Missouri
Sept. 27, 1980	10,486	Akron
Oct. 20, 1984	10,170	Drake

# 2021 INDIANA STATE FOOTBALL LAST TIME IT HAPPENED...

## GAME 5 | AT SOUTH DAKOTA

**SHUT OUT AN OPPONENT:**  
vs. Quincy, 49-0 (2018)

**SHUT OUT TWO CONSECUTIVE OPPONENTS:**  
vs. DePauw, 13-0 & at St. Joseph's 16-0 (1962)

**WAS SHUT OUT:**  
vs. South Dakota State, 44-0 (2021)

**BEAT A RANKED TEAM:**  
vs. Illinois State (2018)

**BEAT RANKED TEAMS IN CONSECUTIVE WEEKS:**  
Sept. 27-Oct. 4, 2014 (Liberty, UNI)

**SCORED 50-59 POINTS:**  
51, at Missouri State (2019)

**ALLOWED 50-59 POINTS:**  
54, at South Dakota State (2018)

**SCORED 60-69 POINTS:**  
66, vs. Southern Illinois, 66-44 (1999)

**ALLOWED 60-69 POINTS:**  
62, at Northern Iowa, 7-62 (2009)

**SCORED 70 OR MORE POINTS:**  
70, vs. Quincy (2013)

**ALLOWED MORE THAN 70:**  
73, at Indiana, 73-35 (2013)

**SCORED A SAFETY:**  
Eastern Illinois (2021)

**ALLOWED A SAFETY:**  
at Illinois State (2015)

**KICKOFF RETURN FOR TD OF 95+ Yards:**  
Cornell Johnson, 97 yds vs. Western Illinois (2005)

**KICKOFF RETURN FOR TD OF ANY DISTANCE:**  
Jordan Wallace, 64 yards, at Chattanooga (2014)

**ALLOWED KICKOFF TD:**  
Matt Reyna, 96 yards, at Eastern Illinois (2018)

**ALLOWED OPENING KICKOFF FOR A TD:**  
Ty Chandler, 91 yards, at Tennessee (2017)

**ALLOWED TWO KICKOFF TDs:**  
vs. Youngstown State, 2015  
Jody Webb, 93 yards; Jody Webb, 93 yards

**PUNT RETURN FOR TD:**  
Dakota Caton, 71 yds, vs. Quincy (2018)  
Dante Hendrix, 70 yds at Missouri St. (2019)  
Tyler Denton, 42 yds, at Missouri St. (2015)

**ALLOWED PUNT RETURN TD:**  
Rod Burns, 55 yds, at Louisville (2018)  
Steve McShane, 81 yds, vs. Western Illinois (2017)

**BOTH TEAMS RETURN PUNT FOR TD IN SAME GAME:**  
at Missouri State (2015)

**BLOCKED A PUNT:**  
John McDonald-Horner, at WIU (2016)

**BLOCKED TWO PUNTS IN SAME GAME:**  
Adrian Butler (x2), vs. Southern Ill. (2015)

**BLOCKED PUNT FOR TD:**  
Justin Hilton, vs. St. Joseph's (2010)

**ALLOWED A BLOCKED PUNT RETURN FOR A TD:**  
Jordan Patrick, 0 yds vs. Tennessee Tech (2014)

**INTERCEPTION RETURN TD OF 100 YARDS:**  
Travis Starks, 100 yards vs. SE Missouri (2015)

**INTERCEPTION RETURN FOR A TD:**  
Michael Thomas, 75 yards, vs. EIU (2021)

**TWO INTERCEPTION RETURNS FOR A TD:**  
Johnny Towalid, 31 & 27 yds at NDSU (2012)

**ONE PLAYER WITH 2 INT TDs**  
Johnny Towalid, 31 & 27 yds at NDSU (2012)

**ALLOWED INT RETURN TD:**  
Hasan Defense, 57 yards, at Kansas (2019)

**ALLOWED TWO INT RETURN TD:**  
Tim Kilfoy, 30 yards, at UNI (2015)  
Jamison Whiting, 77 yards, at UNI (2015)

**FUMBLE RETURN FOR TD:**  
Hunter Lunsford, 5 yds, at ECU (2021)

**FUMBLE RETURN OF 100 YDS FOR TD:**  
Tsali Lough, 100 yds, vs. Butler (2016)

**ALLOWED FUMBLE RETURN TD:**  
David McDaniel, 0 yds at Western Illinois (2012)

**HAD A PLAYER W/ 300 YARDS PASSING:**  
325, Ryan Boyle, vs. South Dakota (2018)

**HAD A PLAYER W/ 400 YARDS PASSING:**  
405, Cade Sparks, at Liberty (2017)

**PLAYER COMPLETE 40+ PASSES:**  
41, Mike Perish at ECU (2014)

**PLAYER RUSH FOR 100-149 YDS:**  
107, Peterson Kerlegrand, vs. SDSU (2019)

**TWO 100-YD RUSHERS IN SAME GAME:**  
194, Peterson Kerlegrand, vs. Dayton (2019)  
103, Ryan Boyle, vs. Dayton (2019)

**PLAYER RUSH FOR 150-199 YDS:**  
194, Peterson Kerlegrand, vs. Dayton (2019)

**PLAYER RUSH FOR 200-249 YDS:**  
244, Dominique Dafney, at Missouri St. (2019)

**PLAYER RUSH FOR 250-299 YDS:**  
256, Shakir Bell vs. Youngstown State (2011)

**PLAYER RUSH FOR 300+ YDS:**  
349, Shakir Bell vs. Drake (2012)

**PLAYER RUSH FOR 200+ YDS IN CONSECUTIVE GAMES:**  
Shakir Bell vs. W. Kent. & YSU (2011)

**PLAYER RUSH FOR A 90+ YARD TD:**  
91, Ryan Roberts vs. Western Illinois (2009)

**HAD A DEFENSIVE STARTER SCORE AN OFFENSIVE TD:**  
1 yd, Ben Obaseki vs. Quincy (2012)

**ONE PLAYER WITH 30+ RUSHES:**  
34, Ja'Quan Keys, at Eastern Illinois (2018)

**HAD PLAYER WITH 150-199 RECEIVING YDS:**  
155, Rontrez Morgan, at South Dakota State (2018)

**HAD PLAYER WITH 200-299 RECEIVING YDS:**  
260, Bob Pugh, at Liberty (2017)

**HAD PLAYER WITH 300+ RECEIVING YDS:**  
319, Bill Griffith vs. Evansville (1955)

**HAD 400YD PASSER AND 200YD WR:**  
405, Cade Sparks, at Liberty (2017)  
260, Bob Pugh, at Liberty (2017)  
\* First time in school history

**HAD MULTIPLE WRs W/100 YDS:**  
260, Bob Pugh, at Liberty (2017)  
115, Jacquet McClendon, at Liberty (2017)  
\* Second time in school history

**HAD PLAYER WITH 10+ PASS RECEPTIONS:**  
11, Dante Hendrix vs. South Dakota (2018)

**HAD 300YD PASSER, 100YD RUSHER AND 100YD RECEIVER IN SAME GAME**  
vs. South Dakota (2016)  
Isaac Harker: 325 yards passing (3 TD)  
Roland Gensy: 106 yards rushing  
Miles Thompson: 152 yards receiving (2 TD)

**HAD PLAYER WITH 400 YDS TOTAL OFFENSE:**  
405, Cade Sparks, at Liberty (2017)

**HAD PLAYER SCORE 7 TDs IN GAME:**  
Ryan Boyle vs. South Dakota (2018) (5 P, 2 R)

**HAD PLAYER SCORE 5 TDs IN GAME:**  
Dominique Dafney at Missouri St. (2019)

**HAD PLAYER SCORE 4 TDs IN GAME:**  
Ja'Quan Keys at Eastern Illinois (2018)

**HAD PLAYER SCORE 4 TDs IN ONE HALF:**  
Shakir Bell vs. Youngstown State (2011) (First Half)

**HAD PLAYER PASS FOR 5 TDs:**  
Ryan Boyle vs. South Dakota (2018)

**HAD PLAYER PASS FOR 4 TDs:**  
Matt Adam at Missouri State (2015)

**HAD PLAYER PASS FOR 4 TDs IN CONSECUTIVE GAMES:**  
Ronnie Fouch vs. Quincy & Illinois State (2010)

**HAD PLAYER RUSH FOR 4 TDs:**  
Dominique Dafney at Missouri St. (2019)

**HAD PLAYER RUSH FOR 3 TDs:**  
Ja'Quan Keys vs. Missouri State (2018)

**HAD PLAYER CATCH 3 TD PASSES:**  
Robert Tonyan Jr., at Minnesota (2016)

**HAD PLAYER KICK 4 FIELD GOALS:**  
Kyle Hooper at Eastern Illinois (2004)

**HAD PLAYER KICK 3 FIELD GOALS:**  
Jerry Nunez, vs. Eastern Illinois (2019)

**HAD A PLAYER WITH 3 INTs:**  
John Allman vs. Illinois State (1979)

**HAD A PLAYER WITH 2 INTs:**  
Michael Thomas vs. Eastern Illinois (2021)

**BLOCKED A FIELD GOAL:**  
Gavin Dineen vs. South Dakota St. (2021)

**BLOCKED A FIELD GOAL FOR A TD:**  
Never

**AN OPPONENT BLOCKED A FIELD GOAL FOR A TD:**  
James Huguely, at Tennessee Tech, 87 yds (2013)

**BLOCKED PAT RETURN:**  
Larry Carter vs. South Dakota St. (2008)

**ALLOWED BLOCKED PAT FOR CONVERSION:**  
at Kansas State (1991)

**DIDN'T PUNT:**  
vs. Butler (2011)

**POSTED 500 RUSH YDS:**  
1975 vs. Dayton

**POSTED 350 PASS YDS:**  
436, at Liberty (2017)

**GAINED 650+ YDS TOTAL:**  
671, vs. Quincy (2013)

**15 OR MORE PENALTIES:**  
17, vs. Illinois State (1994)

**HELD AN OPPONENT UNDER 50 YARDS PASSING:**  
11, at Illinois State (2019)

**100+ PLAYS:**  
100, vs. Central Florida (1984)

**SCORED 10 TDs:**  
10, vs. Quincy (2013)

**SCORED 9 TDs:**  
9, vs. WV. Tech (1994)

**SCORED 8 TDs:**  
8, at Missouri State (2015)

**SCORED 7 RUSHING TDs:**  
7, vs. St. Joseph's (2010)

**THE LAST TIME AN OPPONENT HAD 700+ TOTAL YARDS:**  
705, South Dakota (2017)

**HAD 300+ YDS PASSING:**  
337, Chris Strevler, South Dakota (2017)

**HAD 300+ YDS RUSHING:**  
328, Herb Donaldson vs. Western Illinois (2006)

**HAD 150+ YDS RUSHING:**  
150, P. Strong, Jr., South Dakota State (2021)

**LAST 100-YARD RUSHER:**  
150, P. Strong, Jr., South Dakota State (2021)

**LAST 100-YARD RECEIVER:**  
108, Brandt Van Roekel, South Dakota (2017)

**LAST 150+ YDS RECEIVING:**  
189, Christian Gibbs, Illinois State (2017)

**RUSHED FOR 4 TDs:**  
Aaron Bailey, at UNI (2015)

**RUSHED FOR 5 TDs:**  
Gerald Davis, at Missouri State (2007)

**RUSHED FOR 6 TDs:**  
Herb Donaldson, at Western Illinois (2006)